





| Emissions Primary Auction Schedule | | |
|------------------------------------|---------------------------------------------------------|----------------------------|
| Auction Bidding Times | Call Trading Period | Payment and Delivery Dates |
| 09.00 am - 11.00 am CET | Spot Market - EU Primary Auction CAP3 - EUA | d+1 |
| 09.00 am - 11.00 am CET | Spot Market - Polish Primary Auction CAP3 - EUA | d+1 |
| 09.00 am - 11.00 am CET | Spot Market - Northern Irish Primary Auction CAP3 - EUA | d+1 |
| 09.00 am - 11.00 am CET | Spot Market - German Primary Auction - EUA | d+1 |
| 09.00 am - 11.00 am CET | Spot Market - EU Primary Auction CAP3 - EUAA | d+1 |
| 09.00 am - 11.00 am CET | Spot Market - Polish Primary Auction CAP3 - EUAA | d+1 |
| 09.00 am - 11.00 am CET | Spot Market - German Primary Auction - EUAA | d+1 |






Document History






| Date | Version | Reason |
|------------|---------|-----------------------------------------------------------------------------------------------------------------------------------------------------------------------------------------------------------------------------------------------------------------------------------------------------------------------------------------|
| 28.07.2022 | 1.0 | Initial publication of Primary Auction calendars |
| 21.06.2023 | 2.0 | Adjustment for July to December 2023 in order to account for the volumes of the Recovery and Resilience Facility (RRF) pursuant to Articles 10e(3) and 10e(2) of the ETS Directive. MSR adjustment pursuant to Art. 14(1)(l) of the Commission Regulation (EU) 1031/2010 (the Auctioning Regulation) for September to December 2023. |






Notification





| Week 1 | Call Trading Period | Product Code | Trading Period | Volume | | Auction Name |
|------------------------|---------------------|--------------|----------------|--------|--|--------------|
| Monday 02-Jan-23 | | | | | | |
| Tuesday 03-Jan-23 | | | | | | |
| Wednesday 04-Jan-23 | | | | | | |
| Thursday 05-Jan-23 | | | | | | |
| Friday 06-Jan-23 | Epiphany | | | | | |

| Week 2 | Call Trading Period | Product Code | Trading Period | Volume | | Auction Name |
|------------------------|---------------------|--------------|----------------|-----------|-----------------------------------------------------------------------------------|---------------------------------------------|
| Monday 09-Jan-23 | 09.00 am - 11.00 am | T3PA | 4th Period | 2.409.000 |  | Spot Market - EU Primary Auction CAP3 - EUA |
| Tuesday 10-Jan-23 | 09.00 am - 11.00 am | T3PA | 4th Period | 2.409.000 |  | Spot Market - EU Primary Auction CAP3 - EUA |
| Wednesday 11-Jan-23 | | | | | | |
| Thursday 12-Jan-23 | 09.00 am - 11.00 am | T3PA | 4th Period | 2.409.000 |  | Spot Market - EU Primary Auction CAP3 - EUA |
| Friday 13-Jan-23 | 09.00 am - 11.00 am | T3PA | 4th Period | 1.939.500 |  | Spot Market - German Primary Auction - EUA |

| Week 3 | Call Trading Period | Product Code | Trading Period | Volume | | Auction Name |
|------------------------|---------------------|--------------|----------------|-----------|-----------------------------------------------------------------------------------|-------------------------------------------------|
| Monday 16-Jan-23 | 09.00 am - 11.00 am | T3PA | 4th Period | 2.409.000 |  | Spot Market - EU Primary Auction CAP3 - EUA |
| Tuesday 17-Jan-23 | 09.00 am - 11.00 am | T3PA | 4th Period | 2.409.000 |  | Spot Market - EU Primary Auction CAP3 - EUA |
| Wednesday 18-Jan-23 | 09.00 am - 11.00 am | T3PA | 4th Period | 2.676.000 |  | Spot Market - Polish Primary Auction CAP3 - EUA |
| Thursday 19-Jan-23 | 09.00 am - 11.00 am | T3PA | 4th Period | 2.409.000 |  | Spot Market - EU Primary Auction CAP3 - EUA |
| Friday 20-Jan-23 | 09.00 am - 11.00 am | T3PA | 4th Period | 1.939.500 |  | Spot Market - German Primary Auction - EUA |

| Week 4 | Call Trading Period | Product Code | Trading Period | Volume | | Auction Name |
|------------------------|---------------------|--------------|----------------|-----------|-------------------------------------------------------------------------------------|----------------------------------------------|
| Monday 23-Jan-23 | 09.00 am - 11.00 am | T3PA | 4th Period | 2.409.000 |  | Spot Market - EU Primary Auction CAP3 - EUA |
| Tuesday 24-Jan-23 | 09.00 am - 11.00 am | T3PA | 4th Period | 2.409.000 |  | Spot Market - EU Primary Auction CAP3 - EUA |
| Wednesday 25-Jan-23 | 09.00 am - 11.00 am | EAA3 | 4th Period | 775.500 |  | Spot Market - EU Primary Auction CAP3 - EUAA |
| Thursday 26-Jan-23 | 09.00 am - 11.00 am | T3PA | 4th Period | 2.409.000 |  | Spot Market - EU Primary Auction CAP3 - EUA |
| Friday 27-Jan-23 | 09.00 am - 11.00 am | T3PA | 4th Period | 1.939.500 |  | Spot Market - German Primary Auction - EUA |

| Week 5 | Call Trading Period | Product Code | Trading Period | Volume | | Auction Name |
|------------------------|---------------------|--------------|----------------|-----------|-------------------------------------------------------------------------------------|-------------------------------------------------|
| Monday 30-Jan-23 | 09.00 am - 11.00 am | T3PA | 4th Period | 2.409.000 |  | Spot Market - EU Primary Auction CAP3 - EUA |
| Tuesday 31-Jan-23 | 09.00 am - 11.00 am | T3PA | 4th Period | 2.409.000 |  | Spot Market - EU Primary Auction CAP3 - EUA |
| Wednesday 01-Feb-23 | 09.00 am - 11.00 am | T3PA | 4th Period | 2.676.000 |  | Spot Market - Polish Primary Auction CAP3 - EUA |
| Thursday 02-Feb-23 | 09.00 am - 11.00 am | T3PA | 4th Period | 2.409.000 |  | Spot Market - EU Primary Auction CAP3 - EUA |
| Friday 03-Feb-23 | 09.00 am - 11.00 am | T3PA | 4th Period | 1.939.500 |  | Spot Market - German Primary Auction - EUA |

| Week 6 | Call Trading Period | Product Code | Trading Period | Volume | | Auction Name |
|------------------------|---------------------|--------------|----------------|-----------|-------------------------------------------------------------------------------------|---------------------------------------------|
| Monday 06-Feb-23 | 09.00 am - 11.00 am | T3PA | 4th Period | 2.409.000 |  | Spot Market - EU Primary Auction CAP3 - EUA |
| Tuesday 07-Feb-23 | 09.00 am - 11.00 am | T3PA | 4th Period | 2.409.000 |  | Spot Market - EU Primary Auction CAP3 - EUA |
| Wednesday 08-Feb-23 | | | | | | |
| Thursday 09-Feb-23 | 09.00 am - 11.00 am | T3PA | 4th Period | 2.409.000 |  | Spot Market - EU Primary Auction CAP3 - EUA |
| Friday 10-Feb-23 | 09.00 am - 11.00 am | T3PA | 4th Period | 1.939.500 |  | Spot Market - German Primary Auction - EUA |

| Week 7 | Call Trading Period | Product Code | Trading Period | Volume | | Auction Name |
|------------------------|---------------------|--------------|----------------|-----------|--|-------------------------------------------------|
| Monday 13-Feb-23 | 09.00 am - 11.00 am | T3PA | 4th Period | 2.409.000 | | Spot Market - EU Primary Auction CAP3 - EUA |
| Tuesday 14-Feb-23 | 09.00 am - 11.00 am | T3PA | 4th Period | 2.409.000 | | Spot Market - EU Primary Auction CAP3 - EUA |
| Wednesday 15-Feb-23 | 09.00 am - 11.00 am | T3PA | 4th Period | 2.676.000 | | Spot Market - Polish Primary Auction CAP3 - EUA |
| Thursday 16-Feb-23 | 09.00 am - 11.00 am | T3PA | 4th Period | 2.409.000 | | Spot Market - EU Primary Auction CAP3 - EUA |
| Friday 17-Feb-23 | 09.00 am - 11.00 am | T3PA | 4th Period | 1.939.500 | | Spot Market - German Primary Auction - EUA |






| Week 8 | Call Trading Period | Product Code | Trading Period | Volume | | Auction Name |
|------------------------|---------------------|--------------|----------------|-----------|--|---------------------------------------------|
| Monday 20-Feb-23 | 09.00 am - 11.00 am | T3PA | 4th Period | 2.409.000 | | Spot Market - EU Primary Auction CAP3 - EUA |
| Tuesday 21-Feb-23 | 09.00 am - 11.00 am | T3PA | 4th Period | 2.409.000 | | Spot Market - EU Primary Auction CAP3 - EUA |
| Wednesday 22-Feb-23 | | | | | | |
| Thursday 23-Feb-23 | 09.00 am - 11.00 am | T3PA | 4th Period | 2.409.000 | | Spot Market - EU Primary Auction CAP3 - EUA |
| Friday 24-Feb-23 | 09.00 am - 11.00 am | T3PA | 4th Period | 1.939.500 | | Spot Market - German Primary Auction - EUA |




| Week 9 | Call Trading Period | Product Code | Trading Period | Volume | | Auction Name |
|------------------------|---------------------|--------------|----------------|-----------|--|-------------------------------------------------|
| Monday 27-Feb-23 | 09.00 am - 11.00 am | T3PA | 4th Period | 2.409.000 | | Spot Market - EU Primary Auction CAP3 - EUA |
| Tuesday 28-Feb-23 | 09.00 am - 11.00 am | T3PA | 4th Period | 2.409.000 | | Spot Market - EU Primary Auction CAP3 - EUA |
| Wednesday 01-Mar-23 | 09.00 am - 11.00 am | T3PA | 4th Period | 2.676.000 | | Spot Market - Polish Primary Auction CAP3 - EUA |
| Thursday 02-Mar-23 | 09.00 am - 11.00 am | T3PA | 4th Period | 2.409.000 | | Spot Market - EU Primary Auction CAP3 - EUA |
| Friday 03-Mar-23 | 09.00 am - 11.00 am | T3PA | 4th Period | 1.939.500 | | Spot Market - German Primary Auction - EUA |





| Week 10 | Call Trading Period | Product Code | Trading Period | Volume | | Auction Name |
|------------------------|---------------------|--------------|----------------|-----------|--|---------------------------------------------|
| Monday 06-Mar-23 | 09.00 am - 11.00 am | T3PA | 4th Period | 2.409.000 | | Spot Market - EU Primary Auction CAP3 - EUA |
| Tuesday 07-Mar-23 | 09.00 am - 11.00 am | T3PA | 4th Period | 2.409.000 | | Spot Market - EU Primary Auction CAP3 - EUA |
| Wednesday 08-Mar-23 | | | | | | |
| Thursday 09-Mar-23 | 09.00 am - 11.00 am | T3PA | 4th Period | 2.409.000 | | Spot Market - EU Primary Auction CAP3 - EUA |
| Friday 10-Mar-23 | 09.00 am - 11.00 am | T3PA | 4th Period | 1.939.500 | | Spot Market - German Primary Auction - EUA |





| Week 11 | Call Trading Period | Product Code | Trading Period | Volume | | Auction Name |
|------------------------|---------------------|--------------|----------------|-----------|--|-------------------------------------------------|
| Monday 13-Mar-23 | 09.00 am - 11.00 am | T3PA | 4th Period | 2.409.000 | | Spot Market - EU Primary Auction CAP3 - EUA |
| Tuesday 14-Mar-23 | 09.00 am - 11.00 am | T3PA | 4th Period | 2.409.000 | | Spot Market - EU Primary Auction CAP3 - EUA |
| Wednesday 15-Mar-23 | 09.00 am - 11.00 am | T3PA | 4th Period | 2.676.000 | | Spot Market - Polish Primary Auction CAP3 - EUA |
| Thursday 16-Mar-23 | 09.00 am - 11.00 am | T3PA | 4th Period | 2.409.000 | | Spot Market - EU Primary Auction CAP3 - EUA |
| Friday 17-Mar-23 | 09.00 am - 11.00 am | T3PA | 4th Period | 1.939.500 | | Spot Market - German Primary Auction - EUA |






| Week 12 | Call Trading Period | Product Code | Trading Period | Volume | | Auction Name |
|------------------------|---------------------|--------------|----------------|-----------|--|----------------------------------------------|
| Monday 20-Mar-23 | 09.00 am - 11.00 am | T3PA | 4th Period | 2.409.000 | | Spot Market - EU Primary Auction CAP3 - EUA |
| Tuesday 21-Mar-23 | 09.00 am - 11.00 am | T3PA | 4th Period | 2.409.000 | | Spot Market - EU Primary Auction CAP3 - EUA |
| Wednesday 22-Mar-23 | 09.00 am - 11.00 am | EAA3 | 4th Period | 775.500 | | Spot Market - EU Primary Auction CAP3 - EUAA |
| Thursday 23-Mar-23 | 09.00 am - 11.00 am | T3PA | 4th Period | 2.410.500 | | Spot Market - EU Primary Auction CAP3 - EUA |
| Friday 24-Mar-23 | 09.00 am - 11.00 am | T3PA | 4th Period | 1.939.500 | | Spot Market - German Primary Auction - EUA |




| Week 13 | Call Trading Period | Product Code | Trading Period | Volume | | Auction Name |
|------------------------|---------------------|--------------|----------------|-----------|-----------------------------------------------------------------------------------|-------------------------------------------------|
| Monday 27-Mar-23 | 09.00 am - 11.00 am | T3PA | 4th Period | 2.409.000 |  | Spot Market - EU Primary Auction CAP3 - EUA |
| Tuesday 28-Mar-23 | 09.00 am - 11.00 am | T3PA | 4th Period | 2.409.000 |  | Spot Market - EU Primary Auction CAP3 - EUA |
| Wednesday 29-Mar-23 | 09.00 am - 11.00 am | T3PA | 4th Period | 2.676.000 |  | Spot Market - Polish Primary Auction CAP3 - EUA |
| Thursday 30-Mar-23 | 09.00 am - 11.00 am | T3PA | 4th Period | 2.409.000 |  | Spot Market - EU Primary Auction CAP3 - EUA |
| Friday 31-Mar-23 | 09.00 am - 11.00 am | T3PA | 4th Period | 1.939.500 |  | Spot Market - German Primary Auction - EUA |






| Week 14 | Call Trading Period | Product Code | Trading Period | Volume | | Auction Name |
|------------------------|---------------------|--------------|----------------|-----------|-----------------------------------------------------------------------------------|---------------------------------------------|
| Monday 03-Apr-23 | 09.00 am - 11.00 am | T3PA | 4th Period | 2.409.000 |  | Spot Market - EU Primary Auction CAP3 - EUA |
| Tuesday 04-Apr-23 | 09.00 am - 11.00 am | T3PA | 4th Period | 2.409.000 |  | Spot Market - EU Primary Auction CAP3 - EUA |
| Wednesday 05-Apr-23 | | | | | | |
| Thursday 06-Apr-23 | 09.00 am - 11.00 am | T3PA | 4th Period | 2.409.000 |  | Spot Market - EU Primary Auction CAP3 - EUA |
| Friday 07-Apr-23 | Good Friday | | | | | |




| Week 15 | Call Trading Period | Product Code | Trading Period | Volume | | Auction Name |
|------------------------|---------------------|--------------|----------------|-----------|-----------------------------------------------------------------------------------|-------------------------------------------------|
| Monday 10-Apr-23 | Easter Monday | | | | | |
| Tuesday 11-Apr-23 | 09.00 am - 11.00 am | T3PA | 4th Period | 2.409.000 |  | Spot Market - EU Primary Auction CAP3 - EUA |
| Wednesday 12-Apr-23 | 09.00 am - 11.00 am | T3PA | 4th Period | 2.676.000 |  | Spot Market - Polish Primary Auction CAP3 - EUA |
| Thursday 13-Apr-23 | 09.00 am - 11.00 am | T3PA | 4th Period | 2.409.000 |  | Spot Market - EU Primary Auction CAP3 - EUA |
| Friday 14-Apr-23 | 09.00 am - 11.00 am | T3PA | 4th Period | 1.939.500 |  | Spot Market - German Primary Auction - EUA |






| Week 16 | Call Trading Period | Product Code | Trading Period | Volume | | Auction Name |
|------------------------|---------------------|--------------|----------------|-----------|-------------------------------------------------------------------------------------|---------------------------------------------|
| Monday 17-Apr-23 | 09.00 am - 11.00 am | T3PA | 4th Period | 2.409.000 |  | Spot Market - EU Primary Auction CAP3 - EUA |
| Tuesday 18-Apr-23 | 09.00 am - 11.00 am | T3PA | 4th Period | 2.409.000 |  | Spot Market - EU Primary Auction CAP3 - EUA |
| Wednesday 19-Apr-23 | | | | | | |
| Thursday 20-Apr-23 | 09.00 am - 11.00 am | T3PA | 4th Period | 2.409.000 |  | Spot Market - EU Primary Auction CAP3 - EUA |
| Friday 21-Apr-23 | 09.00 am - 11.00 am | T3PA | 4th Period | 1.939.500 |  | Spot Market - German Primary Auction - EUA |




| Week 17 | Call Trading Period | Product Code | Trading Period | Volume | | Auction Name |
|------------------------|---------------------|--------------|----------------|-----------|-------------------------------------------------------------------------------------|-------------------------------------------------|
| Monday 24-Apr-23 | 09.00 am - 11.00 am | T3PA | 4th Period | 2.409.000 |  | Spot Market - EU Primary Auction CAP3 - EUA |
| Tuesday 25-Apr-23 | 09.00 am - 11.00 am | T3PA | 4th Period | 2.409.000 |  | Spot Market - EU Primary Auction CAP3 - EUA |
| Wednesday 26-Apr-23 | 09.00 am - 11.00 am | T3PA | 4th Period | 2.676.000 |  | Spot Market - Polish Primary Auction CAP3 - EUA |
| Thursday 27-Apr-23 | 09.00 am - 11.00 am | T3PA | 4th Period | 2.409.000 |  | Spot Market - EU Primary Auction CAP3 - EUA |
| Friday 28-Apr-23 | 09.00 am - 11.00 am | T3PA | 4th Period | 1.939.500 |  | Spot Market - German Primary Auction - EUA |






| Week 18 | Call Trading Period | Product Code | Trading Period | Volume | | Auction Name |
|------------------------|---------------------|--------------|----------------|-----------|-------------------------------------------------------------------------------------|---------------------------------------------|
| Monday 01-May-23 | Labour Day | | | | | |
| Tuesday 02-May-23 | 09.00 am - 11.00 am | T3PA | 4th Period | 2.409.000 |  | Spot Market - EU Primary Auction CAP3 - EUA |
| Wednesday 03-May-23 | | | | | | |
| Thursday 04-May-23 | 09.00 am - 11.00 am | T3PA | 4th Period | 2.409.000 |  | Spot Market - EU Primary Auction CAP3 - EUA |
| Friday 05-May-23 | 09.00 am - 11.00 am | T3PA | 4th Period | 1.939.500 |  | Spot Market - German Primary Auction - EUA |





| Week 19 | Call Trading Period | Product Code | Trading Period | Volume | | Auction Name |
|------------------------|---------------------|--------------|----------------|-----------|-----------------------------------------------------------------------------------|-------------------------------------------------|
| Monday 08-May-23 | 09.00 am - 11.00 am | T3PA | 4th Period | 2.409.000 |  | Spot Market - EU Primary Auction CAP3 - EUA |
| Tuesday 09-May-23 | 09.00 am - 11.00 am | T3PA | 4th Period | 2.409.000 |  | Spot Market - EU Primary Auction CAP3 - EUA |
| Wednesday 10-May-23 | 09.00 am - 11.00 am | T3PA | 4th Period | 2.676.000 |  | Spot Market - Polish Primary Auction CAP3 - EUA |
| Thursday 11-May-23 | 09.00 am - 11.00 am | T3PA | 4th Period | 2.409.000 |  | Spot Market - EU Primary Auction CAP3 - EUA |
| Friday 12-May-23 | 09.00 am - 11.00 am | T3PA | 4th Period | 1.939.500 |  | Spot Market - German Primary Auction - EUA |

| Week 20 | Call Trading Period | Product Code | Trading Period | Volume | | Auction Name |
|------------------------|---------------------|--------------|----------------|-----------|-----------------------------------------------------------------------------------|----------------------------------------------|
| Monday 15-May-23 | 09.00 am - 11.00 am | T3PA | 4th Period | 2.409.000 |  | Spot Market - EU Primary Auction CAP3 - EUA |
| Tuesday 16-May-23 | 09.00 am - 11.00 am | T3PA | 4th Period | 2.409.000 |  | Spot Market - EU Primary Auction CAP3 - EUA |
| Wednesday 17-May-23 | 09.00 am - 11.00 am | EAA3 | 4th Period | 775.500 |  | Spot Market - EU Primary Auction CAP3 - EUAA |
| Thursday 18-May-23 | Ascension Day | | | | | |
| Friday 19-May-23 | | | | | | |

| Week 21 | Call Trading Period | Product Code | Trading Period | Volume | | Auction Name |
|------------------------|---------------------|--------------|----------------|-----------|-----------------------------------------------------------------------------------|-------------------------------------------------|
| Monday 22-May-23 | 09.00 am - 11.00 am | T3PA | 4th Period | 2.409.000 |  | Spot Market - EU Primary Auction CAP3 - EUA |
| Tuesday 23-May-23 | 09.00 am - 11.00 am | T3PA | 4th Period | 2.409.000 |  | Spot Market - EU Primary Auction CAP3 - EUA |
| Wednesday 24-May-23 | 09.00 am - 11.00 am | T3PA | 4th Period | 2.676.000 |  | Spot Market - Polish Primary Auction CAP3 - EUA |
| Thursday 25-May-23 | 09.00 am - 11.00 am | T3PA | 4th Period | 2.409.000 |  | Spot Market - EU Primary Auction CAP3 - EUA |
| Friday 26-May-23 | 09.00 am - 11.00 am | T3PA | 4th Period | 1.939.500 |  | Spot Market - German Primary Auction - EUA |

| Week 22 | Call Trading Period | Product Code | Trading Period | Volume | | Auction Name |
|------------------------|---------------------|--------------|----------------|-----------|-------------------------------------------------------------------------------------|---------------------------------------------|
| Monday 29-May-23 | Whit Monday | | | | | |
| Tuesday 30-May-23 | 09.00 am - 11.00 am | T3PA | 4th Period | 2.409.000 |  | Spot Market - EU Primary Auction CAP3 - EUA |
| Wednesday 31-May-23 | | | | | | |
| Thursday 01-Jun-23 | 09.00 am - 11.00 am | T3PA | 4th Period | 2.409.000 |  | Spot Market - EU Primary Auction CAP3 - EUA |
| Friday 02-Jun-23 | 09.00 am - 11.00 am | T3PA | 4th Period | 1.939.500 |  | Spot Market - German Primary Auction - EUA |

| Week 23 | Call Trading Period | Product Code | Trading Period | Volume | | Auction Name |
|------------------------|---------------------|--------------|----------------|-----------|-------------------------------------------------------------------------------------|-------------------------------------------------|
| Monday 05-Jun-23 | 09.00 am - 11.00 am | T3PA | 4th Period | 2.409.000 |  | Spot Market - EU Primary Auction CAP3 - EUA |
| Tuesday 06-Jun-23 | 09.00 am - 11.00 am | T3PA | 4th Period | 2.409.000 |  | Spot Market - EU Primary Auction CAP3 - EUA |
| Wednesday 07-Jun-23 | 09.00 am - 11.00 am | T3PA | 4th Period | 2.676.000 |  | Spot Market - Polish Primary Auction CAP3 - EUA |
| Thursday 08-Jun-23 | 09.00 am - 11.00 am | T3PA | 4th Period | 2.409.000 |  | Spot Market - EU Primary Auction CAP3 - EUA |
| Friday 09-Jun-23 | 09.00 am - 11.00 am | T3PA | 4th Period | 1.939.500 |  | Spot Market - German Primary Auction - EUA |

| Week 24 | Call Trading Period | Product Code | Trading Period | Volume | | Auction Name |
|------------------------|---------------------|--------------|----------------|-----------|-------------------------------------------------------------------------------------|---------------------------------------------|
| Monday 12-Jun-23 | 09.00 am - 11.00 am | T3PA | 4th Period | 2.409.000 |  | Spot Market - EU Primary Auction CAP3 - EUA |
| Tuesday 13-Jun-23 | 09.00 am - 11.00 am | T3PA | 4th Period | 2.409.000 |  | Spot Market - EU Primary Auction CAP3 - EUA |
| Wednesday 14-Jun-23 | | | | | | |
| Thursday 15-Jun-23 | 09.00 am - 11.00 am | T3PA | 4th Period | 2.409.000 |  | Spot Market - EU Primary Auction CAP3 - EUA |
| Friday 16-Jun-23 | 09.00 am - 11.00 am | T3PA | 4th Period | 1.939.500 |  | Spot Market - German Primary Auction - EUA |

| Week 25 | Call Trading Period | Product Code | Trading Period | Volume | | Auction Name |
|------------------------|---------------------|--------------|----------------|-----------|--|-------------------------------------------------|
| Monday 19-Jun-23 | 09.00 am - 11.00 am | T3PA | 4th Period | 2.409.000 | | Spot Market - EU Primary Auction CAP3 - EUA |
| Tuesday 20-Jun-23 | 09.00 am - 11.00 am | T3PA | 4th Period | 2.409.000 | | Spot Market - EU Primary Auction CAP3 - EUA |
| Wednesday 21-Jun-23 | 09.00 am - 11.00 am | T3PA | 4th Period | 2.676.000 | | Spot Market - Polish Primary Auction CAP3 - EUA |
| Thursday 22-Jun-23 | 09.00 am - 11.00 am | T3PA | 4th Period | 2.409.000 | | Spot Market - EU Primary Auction CAP3 - EUA |
| Friday 23-Jun-23 | 09.00 am - 11.00 am | T3PA | 4th Period | 1.939.500 | | Spot Market - German Primary Auction - EUA |

| Week 26 | Call Trading Period | Product Code | Trading Period | Volume | | Auction Name |
|------------------------|---------------------|--------------|----------------|-----------|--|---------------------------------------------|
| Monday 26-Jun-23 | 09.00 am - 11.00 am | T3PA | 4th Period | 2.409.000 | | Spot Market - EU Primary Auction CAP3 - EUA |
| Tuesday 27-Jun-23 | 09.00 am - 11.00 am | T3PA | 4th Period | 2.410.000 | | Spot Market - EU Primary Auction CAP3 - EUA |
| Wednesday 28-Jun-23 | | | | | | |
| Thursday 29-Jun-23 | 09.00 am - 11.00 am | T3PA | 4th Period | 2.409.000 | | Spot Market - EU Primary Auction CAP3 - EUA |
| Friday 30-Jun-23 | 09.00 am - 11.00 am | T3PA | 4th Period | 1.939.500 | | Spot Market - German Primary Auction - EUA |

| Week 27 | Call Trading Period | Product Code | Trading Period | Volume | | Auction Name |
|------------------------|---------------------|--------------|----------------|-----------|--|-------------------------------------------------|
| Monday 03-Jul-23 | 09.00 am - 11.00 am | T3PA | 4th Period | 2.658.000 | | Spot Market - EU Primary Auction CAP3 - EUA |
| Tuesday 04-Jul-23 | 09.00 am - 11.00 am | T3PA | 4th Period | 2.658.000 | | Spot Market - EU Primary Auction CAP3 - EUA |
| Wednesday 05-Jul-23 | 09.00 am - 11.00 am | T3PA | 4th Period | 2.676.000 | | Spot Market - Polish Primary Auction CAP3 - EUA |
| Thursday 06-Jul-23 | 09.00 am - 11.00 am | T3PA | 4th Period | 2.658.000 | | Spot Market - EU Primary Auction CAP3 - EUA |
| Friday 07-Jul-23 | 09.00 am - 11.00 am | T3PA | 4th Period | 1.939.500 | | Spot Market - German Primary Auction - EUA |

| Week 28 | Call Trading Period | Product Code | Trading Period | Volume | | Auction Name |
|------------------------|---------------------|--------------|----------------|-----------|--|----------------------------------------------|
| Monday 10-Jul-23 | 09.00 am - 11.00 am | T3PA | 4th Period | 2.658.000 | | Spot Market - EU Primary Auction CAP3 - EUA |
| Tuesday 11-Jul-23 | 09.00 am - 11.00 am | T3PA | 4th Period | 2.658.000 | | Spot Market - EU Primary Auction CAP3 - EUA |
| Wednesday 12-Jul-23 | 09.00 am - 11.00 am | EAA3 | 4th Period | 775.500 | | Spot Market - EU Primary Auction CAP3 - EUAA |
| Thursday 13-Jul-23 | 09.00 am - 11.00 am | T3PA | 4th Period | 2.658.000 | | Spot Market - EU Primary Auction CAP3 - EUA |
| Friday 14-Jul-23 | 09.00 am - 11.00 am | T3PA | 4th Period | 1.939.500 | | Spot Market - German Primary Auction - EUA |

| Week 29 | Call Trading Period | Product Code | Trading Period | Volume | | Auction Name |
|------------------------|---------------------|--------------|----------------|-----------|--|-------------------------------------------------|
| Monday 17-Jul-23 | 09.00 am - 11.00 am | T3PA | 4th Period | 2.658.000 | | Spot Market - EU Primary Auction CAP3 - EUA |
| Tuesday 18-Jul-23 | 09.00 am - 11.00 am | T3PA | 4th Period | 2.658.000 | | Spot Market - EU Primary Auction CAP3 - EUA |
| Wednesday 19-Jul-23 | 09.00 am - 11.00 am | T3PA | 4th Period | 2.676.000 | | Spot Market - Polish Primary Auction CAP3 - EUA |
| Thursday 20-Jul-23 | 09.00 am - 11.00 am | T3PA | 4th Period | 2.658.000 | | Spot Market - EU Primary Auction CAP3 - EUA |
| Friday 21-Jul-23 | 09.00 am - 11.00 am | T3PA | 4th Period | 1.939.500 | | Spot Market - German Primary Auction - EUA |

| Week 30 | Call Trading Period | Product Code | Trading Period | Volume | | Auction Name |
|------------------------|---------------------|--------------|----------------|-----------|--|---------------------------------------------|
| Monday 24-Jul-23 | 09.00 am - 11.00 am | T3PA | 4th Period | 2.658.000 | | Spot Market - EU Primary Auction CAP3 - EUA |
| Tuesday 25-Jul-23 | 09.00 am - 11.00 am | T3PA | 4th Period | 2.658.000 | | Spot Market - EU Primary Auction CAP3 - EUA |
| Wednesday 26-Jul-23 | | | | | | |
| Thursday 27-Jul-23 | 09.00 am - 11.00 am | T3PA | 4th Period | 2.658.000 | | Spot Market - EU Primary Auction CAP3 - EUA |
| Friday 28-Jul-23 | 09.00 am - 11.00 am | T3PA | 4th Period | 1.939.500 | | Spot Market - German Primary Auction - EUA |

| Week 31 | Call Trading Period | Product Code | Trading Period | Volume | | Auction Name |
|------------------------|---------------------|--------------|----------------|-----------|--|-------------------------------------------------|
| Monday 31-Jul-23 | 09.00 am - 11.00 am | T3PA | 4th Period | 2.658.000 | | Spot Market - EU Primary Auction CAP3 - EUA |
| Tuesday 01-Aug-23 | 09.00 am - 11.00 am | T3PA | 4th Period | 1.329.000 | | Spot Market - EU Primary Auction CAP3 - EUA |
| Wednesday 02-Aug-23 | 09.00 am - 11.00 am | T3PA | 4th Period | 1.338.000 | | Spot Market - Polish Primary Auction CAP3 - EUA |
| Thursday 03-Aug-23 | 09.00 am - 11.00 am | T3PA | 4th Period | 1.329.000 | | Spot Market - EU Primary Auction CAP3 - EUA |
| Friday 04-Aug-23 | 09.00 am - 11.00 am | T3PA | 4th Period | 970.000 | | Spot Market - German Primary Auction - EUA |






| Week 32 | Call Trading Period | Product Code | Trading Period | Volume | | Auction Name |
|------------------------|---------------------|--------------|----------------|-----------|--|---------------------------------------------|
| Monday 07-Aug-23 | 09.00 am - 11.00 am | T3PA | 4th Period | 1.329.000 | | Spot Market - EU Primary Auction CAP3 - EUA |
| Tuesday 08-Aug-23 | 09.00 am - 11.00 am | T3PA | 4th Period | 1.329.000 | | Spot Market - EU Primary Auction CAP3 - EUA |
| Wednesday 09-Aug-23 | | | | | | |
| Thursday 10-Aug-23 | 09.00 am - 11.00 am | T3PA | 4th Period | 1.329.000 | | Spot Market - EU Primary Auction CAP3 - EUA |
| Friday 11-Aug-23 | 09.00 am - 11.00 am | T3PA | 4th Period | 970.000 | | Spot Market - German Primary Auction - EUA |






| Week 33 | Call Trading Period | Product Code | Trading Period | Volume | | Auction Name |
|------------------------|---------------------|--------------|----------------|-----------|--|-------------------------------------------------|
| Monday 14-Aug-23 | 09.00 am - 11.00 am | T3PA | 4th Period | 1.329.000 | | Spot Market - EU Primary Auction CAP3 - EUA |
| Tuesday 15-Aug-23 | 09.00 am - 11.00 am | T3PA | 4th Period | 1.329.000 | | Spot Market - EU Primary Auction CAP3 - EUA |
| Wednesday 16-Aug-23 | 09.00 am - 11.00 am | T3PA | 4th Period | 1.338.000 | | Spot Market - Polish Primary Auction CAP3 - EUA |
| Thursday 17-Aug-23 | 09.00 am - 11.00 am | T3PA | 4th Period | 1.329.000 | | Spot Market - EU Primary Auction CAP3 - EUA |
| Friday 18-Aug-23 | 09.00 am - 11.00 am | T3PA | 4th Period | 970.000 | | Spot Market - German Primary Auction - EUA |






| Week 34 | Call Trading Period | Product Code | Trading Period | Volume | | Auction Name |
|------------------------|---------------------|--------------|----------------|-----------|--|---------------------------------------------|
| Monday 21-Aug-23 | 09.00 am - 11.00 am | T3PA | 4th Period | 1.329.000 | | Spot Market - EU Primary Auction CAP3 - EUA |
| Tuesday 22-Aug-23 | 09.00 am - 11.00 am | T3PA | 4th Period | 1.329.000 | | Spot Market - EU Primary Auction CAP3 - EUA |
| Wednesday 23-Aug-23 | | | | | | |
| Thursday 24-Aug-23 | 09.00 am - 11.00 am | T3PA | 4th Period | 1.329.000 | | Spot Market - EU Primary Auction CAP3 - EUA |
| Friday 25-Aug-23 | 09.00 am - 11.00 am | T3PA | 4th Period | 976.500 | | Spot Market - German Primary Auction - EUA |






| Week 35 | Call Trading Period | Product Code | Trading Period | Volume | | Auction Name |
|------------------------|---------------------|--------------|----------------|-----------|--|-------------------------------------------------|
| Monday 28-Aug-23 | 09.00 am - 11.00 am | T3PA | 4th Period | 1.329.000 | | Spot Market - EU Primary Auction CAP3 - EUA |
| Tuesday 29-Aug-23 | 09.00 am - 11.00 am | T3PA | 4th Period | 1.329.000 | | Spot Market - EU Primary Auction CAP3 - EUA |
| Wednesday 30-Aug-23 | 09.00 am - 11.00 am | T3PA | 4th Period | 1.344.500 | | Spot Market - Polish Primary Auction CAP3 - EUA |
| Thursday 31-Aug-23 | 09.00 am - 11.00 am | T3PA | 4th Period | 1.581.500 | | Spot Market - EU Primary Auction CAP3 - EUA |
| Friday 01-Sep-23 | 09.00 am - 11.00 am | T3PA | 4th Period | 2.147.000 | | Spot Market - German Primary Auction - EUA |






| Week 36 | Call Trading Period | Product Code | Trading Period | Volume | | Auction Name |
|------------------------|-----------------------|--------------|----------------|-----------|--|---------------------------------------------|
| Monday 04-Sep-23 | 09.00 am - 11.00 am | T3PA | 4th Period | 3.035.500 | | Spot Market - EU Primary Auction CAP3 - EUA |
| Tuesday 05-Sep-23 | 09.00 am - 11.00 am | T3PA | 4th Period | 3.035.500 | | Spot Market - EU Primary Auction CAP3 - EUA |
| Wednesday 06-Sep-23 | | | | | | |
| Thursday 07-Sep-23 | Working Committee EEX | | | | | |
| Friday 08-Sep-23 | 09.00 am - 11.00 am | T3PA | 4th Period | 2.147.000 | | Spot Market - German Primary Auction - EUA |






| Week 37 | Call Trading Period | Product Code | Trading Period | Volume | | Auction Name |
|------------------------|---------------------|--------------|----------------|-----------|-----------------------------------------------------------------------------------|-------------------------------------------------|
| Monday 11-Sep-23 | 09.00 am - 11.00 am | T3PA | 4th Period | 3.035.500 |  | Spot Market - EU Primary Auction CAP3 - EUA |
| Tuesday 12-Sep-23 | 09.00 am - 11.00 am | T3PA | 4th Period | 3.035.500 |  | Spot Market - EU Primary Auction CAP3 - EUA |
| Wednesday 13-Sep-23 | 09.00 am - 11.00 am | T3PA | 4th Period | 3.347.500 |  | Spot Market - Polish Primary Auction CAP3 - EUA |
| Thursday 14-Sep-23 | 09.00 am - 11.00 am | T3PA | 4th Period | 3.035.500 |  | Spot Market - EU Primary Auction CAP3 - EUA |
| Friday 15-Sep-23 | 09.00 am - 11.00 am | T3PA | 4th Period | 2.147.000 |  | Spot Market - German Primary Auction - EUA |

| Week 38 | Call Trading Period | Product Code | Trading Period | Volume | | Auction Name |
|------------------------|---------------------|--------------|----------------|-----------|-----------------------------------------------------------------------------------|----------------------------------------------|
| Monday 18-Sep-23 | 09.00 am - 11.00 am | T3PA | 4th Period | 3.035.500 |  | Spot Market - EU Primary Auction CAP3 - EUA |
| Tuesday 19-Sep-23 | 09.00 am - 11.00 am | T3PA | 4th Period | 3.035.500 |  | Spot Market - EU Primary Auction CAP3 - EUA |
| Wednesday 20-Sep-23 | 09.00 am - 11.00 am | EAA3 | 4th Period | 775.500 |  | Spot Market - EU Primary Auction CAP3 - EUAA |
| Thursday 21-Sep-23 | 09.00 am - 11.00 am | T3PA | 4th Period | 3.036.500 |  | Spot Market - EU Primary Auction CAP3 - EUA |
| Friday 22-Sep-23 | 09.00 am - 11.00 am | T3PA | 4th Period | 2.147.000 |  | Spot Market - German Primary Auction - EUA |

| Week 39 | Call Trading Period | Product Code | Trading Period | Volume | | Auction Name |
|------------------------|---------------------|--------------|----------------|-----------|-----------------------------------------------------------------------------------|-------------------------------------------------|
| Monday 25-Sep-23 | 09.00 am - 11.00 am | T3PA | 4th Period | 3.035.500 |  | Spot Market - EU Primary Auction CAP3 - EUA |
| Tuesday 26-Sep-23 | 09.00 am - 11.00 am | T3PA | 4th Period | 3.035.500 |  | Spot Market - EU Primary Auction CAP3 - EUA |
| Wednesday 27-Sep-23 | 09.00 am - 11.00 am | T3PA | 4th Period | 3.347.500 |  | Spot Market - Polish Primary Auction CAP3 - EUA |
| Thursday 28-Sep-23 | 09.00 am - 11.00 am | T3PA | 4th Period | 3.035.500 |  | Spot Market - EU Primary Auction CAP3 - EUA |
| Friday 29-Sep-23 | 09.00 am - 11.00 am | T3PA | 4th Period | 2.147.000 |  | Spot Market - German Primary Auction - EUA |

| Week 40 | Call Trading Period | Product Code | Trading Period | Volume | | Auction Name |
|------------------------|---------------------|--------------|----------------|-----------|-------------------------------------------------------------------------------------|---------------------------------------------------------|
| Monday 02-Oct-23 | 09.00 am - 11.00 am | T3PA | 4th Period | 3.035.500 |  | Spot Market - EU Primary Auction CAP3 - EUA |
| Tuesday 03-Oct-23 | 09.00 am - 11.00 am | T3PA | 4th Period | 3.035.500 |  | Spot Market - EU Primary Auction CAP3 - EUA |
| Wednesday 04-Oct-23 | 09.00 am - 11.00 am | T3PA | 4th Period | 1.000.000 |  | Spot Market - Northern Irish Primary Auction CAP3 - EUA |
| Thursday 05-Oct-23 | 09.00 am - 11.00 am | T3PA | 4th Period | 3.035.500 |  | Spot Market - EU Primary Auction CAP3 - EUA |
| Friday 06-Oct-23 | 09.00 am - 11.00 am | T3PA | 4th Period | 2.147.000 |  | Spot Market - German Primary Auction - EUA |

| Week 41 | Call Trading Period | Product Code | Trading Period | Volume | | Auction Name |
|------------------------|---------------------|--------------|----------------|-----------|-------------------------------------------------------------------------------------|-------------------------------------------------|
| Monday 09-Oct-23 | 09.00 am - 11.00 am | T3PA | 4th Period | 3.035.500 |  | Spot Market - EU Primary Auction CAP3 - EUA |
| Tuesday 10-Oct-23 | 09.00 am - 11.00 am | T3PA | 4th Period | 3.035.500 |  | Spot Market - EU Primary Auction CAP3 - EUA |
| Wednesday 11-Oct-23 | 09.00 am - 11.00 am | T3PA | 4th Period | 3.347.500 |  | Spot Market - Polish Primary Auction CAP3 - EUA |
| Thursday 12-Oct-23 | 09.00 am - 11.00 am | T3PA | 4th Period | 3.035.500 |  | Spot Market - EU Primary Auction CAP3 - EUA |
| Friday 13-Oct-23 | 09.00 am - 11.00 am | T3PA | 4th Period | 2.147.000 |  | Spot Market - German Primary Auction - EUA |

| Week 42 | Call Trading Period | Product Code | Trading Period | Volume | | Auction Name |
|------------------------|---------------------|--------------|----------------|-----------|-------------------------------------------------------------------------------------|---------------------------------------------|
| Monday 16-Oct-23 | 09.00 am - 11.00 am | T3PA | 4th Period | 3.035.500 |  | Spot Market - EU Primary Auction CAP3 - EUA |
| Tuesday 17-Oct-23 | 09.00 am - 11.00 am | T3PA | 4th Period | 3.035.500 |  | Spot Market - EU Primary Auction CAP3 - EUA |
| Wednesday 18-Oct-23 | 09.00 am - 11.00 am | EAA3 | 4th Period | 907.000 |  | Spot Market - German Primary Auction - EUAA |
| Thursday 19-Oct-23 | 09.00 am - 11.00 am | T3PA | 4th Period | 3.035.500 |  | Spot Market - EU Primary Auction CAP3 - EUA |
| Friday 20-Oct-23 | 09.00 am - 11.00 am | T3PA | 4th Period | 2.147.000 |  | Spot Market - German Primary Auction - EUA |

| Week 43 | Call Trading Period | Product Code | Trading Period | Volume | | Auction Name |
|------------------------|---------------------|--------------|----------------|-----------|--|-------------------------------------------------|
| Monday 23-Oct-23 | 09.00 am - 11.00 am | T3PA | 4th Period | 3.035.500 | | Spot Market - EU Primary Auction CAP3 - EUA |
| Tuesday 24-Oct-23 | 09.00 am - 11.00 am | T3PA | 4th Period | 3.035.500 | | Spot Market - EU Primary Auction CAP3 - EUA |
| Wednesday 25-Oct-23 | 09.00 am - 11.00 am | T3PA | 4th Period | 3.347.500 | | Spot Market - Polish Primary Auction CAP3 - EUA |
| Thursday 26-Oct-23 | 09.00 am - 11.00 am | T3PA | 4th Period | 3.035.500 | | Spot Market - EU Primary Auction CAP3 - EUA |
| Friday 27-Oct-23 | 09.00 am - 11.00 am | T3PA | 4th Period | 2.147.000 | | Spot Market - German Primary Auction - EUA |






| Week 44 | Call Trading Period | Product Code | Trading Period | Volume | | Auction Name |
|------------------------|---------------------|--------------|----------------|-----------|--|---------------------------------------------|
| Monday 30-Oct-23 | 09.00 am - 11.00 am | T3PA | 4th Period | 3.035.500 | | Spot Market - EU Primary Auction CAP3 - EUA |
| Tuesday 31-Oct-23 | 09.00 am - 11.00 am | T3PA | 4th Period | 3.035.500 | | Spot Market - EU Primary Auction CAP3 - EUA |
| Wednesday 01-Nov-23 | | | | | | |
| Thursday 02-Nov-23 | 09.00 am - 11.00 am | T3PA | 4th Period | 3.035.500 | | Spot Market - EU Primary Auction CAP3 - EUA |
| Friday 03-Nov-23 | 09.00 am - 11.00 am | T3PA | 4th Period | 2.147.000 | | Spot Market - German Primary Auction - EUA |






| Week 45 | Call Trading Period | Product Code | Trading Period | Volume | | Auction Name |
|------------------------|---------------------|--------------|----------------|-----------|--|-------------------------------------------------|
| Monday 06-Nov-23 | 09.00 am - 11.00 am | T3PA | 4th Period | 3.035.500 | | Spot Market - EU Primary Auction CAP3 - EUA |
| Tuesday 07-Nov-23 | 09.00 am - 11.00 am | T3PA | 4th Period | 3.035.500 | | Spot Market - EU Primary Auction CAP3 - EUA |
| Wednesday 08-Nov-23 | 09.00 am - 11.00 am | T3PA | 4th Period | 3.347.500 | | Spot Market - Polish Primary Auction CAP3 - EUA |
| Thursday 09-Nov-23 | 09.00 am - 11.00 am | T3PA | 4th Period | 3.035.500 | | Spot Market - EU Primary Auction CAP3 - EUA |
| Friday 10-Nov-23 | 09.00 am - 11.00 am | T3PA | 4th Period | 2.147.000 | | Spot Market - German Primary Auction - EUA |


| Week 46 | Call Trading Period | Product Code | Trading Period | Volume | | Auction Name |
|------------------------|---------------------|--------------|----------------|-----------|--|----------------------------------------------|
| Monday 13-Nov-23 | 09.00 am - 11.00 am | T3PA | 4th Period | 3.035.500 | | Spot Market - EU Primary Auction CAP3 - EUA |
| Tuesday 14-Nov-23 | 09.00 am - 11.00 am | T3PA | 4th Period | 3.035.500 | | Spot Market - EU Primary Auction CAP3 - EUA |
| Wednesday 15-Nov-23 | 09.00 am - 11.00 am | EAA3 | 4th Period | 766.500 | | Spot Market - EU Primary Auction CAP3 - EUAA |
| Thursday 16-Nov-23 | 09.00 am - 11.00 am | T3PA | 4th Period | 3.035.500 | | Spot Market - EU Primary Auction CAP3 - EUA |
| Friday 17-Nov-23 | 09.00 am - 11.00 am | T3PA | 4th Period | 2.147.000 | | Spot Market - German Primary Auction - EUA |

| Week 47 | Call Trading Period | Product Code | Trading Period | Volume | | Auction Name |
|------------------------|---------------------|--------------|----------------|-----------|--|-------------------------------------------------|
| Monday 20-Nov-23 | 09.00 am - 11.00 am | T3PA | 4th Period | 3.035.500 | | Spot Market - EU Primary Auction CAP3 - EUA |
| Tuesday 21-Nov-23 | 09.00 am - 11.00 am | T3PA | 4th Period | 3.035.500 | | Spot Market - EU Primary Auction CAP3 - EUA |
| Wednesday 22-Nov-23 | 09.00 am - 11.00 am | T3PA | 4th Period | 3.347.500 | | Spot Market - Polish Primary Auction CAP3 - EUA |
| Thursday 23-Nov-23 | 09.00 am - 11.00 am | T3PA | 4th Period | 3.035.500 | | Spot Market - EU Primary Auction CAP3 - EUA |
| Friday 24-Nov-23 | 09.00 am - 11.00 am | T3PA | 4th Period | 2.147.000 | | Spot Market - German Primary Auction - EUA |

| Week 48 | Call Trading Period | Product Code | Trading Period | Volume | | Auction Name |
|------------------------|---------------------|--------------|----------------|-----------|--|---------------------------------------------|
| Monday 27-Nov-23 | 09.00 am - 11.00 am | T3PA | 4th Period | 3.035.500 | | Spot Market - EU Primary Auction CAP3 - EUA |
| Tuesday 28-Nov-23 | 09.00 am - 11.00 am | T3PA | 4th Period | 3.035.500 | | Spot Market - EU Primary Auction CAP3 - EUA |
| Wednesday 29-Nov-23 | | | | | | |
| Thursday 30-Nov-23 | 09.00 am - 11.00 am | T3PA | 4th Period | 3.035.500 | | Spot Market - EU Primary Auction CAP3 - EUA |
| Friday 01-Dec-23 | 09.00 am - 11.00 am | T3PA | 4th Period | 2.147.000 | | Spot Market - German Primary Auction - EUA |

| Week 49 | Call Trading Period | Product Code | Trading Period | Volume | | Auction Name |
|------------------------|---------------------|--------------|----------------|-----------|-----------------------------------------------------------------------------------|-------------------------------------------------|
| Monday 04-Dec-23 | 09.00 am - 11.00 am | T3PA | 4th Period | 3.035.500 |  | Spot Market - EU Primary Auction CAP3 - EUA |
| Tuesday 05-Dec-23 | 09.00 am - 11.00 am | T3PA | 4th Period | 3.035.500 |  | Spot Market - EU Primary Auction CAP3 - EUA |
| Wednesday 06-Dec-23 | 09.00 am - 11.00 am | T3PA | 4th Period | 3.350.000 |  | Spot Market - Polish Primary Auction CAP3 - EUA |
| Thursday 07-Dec-23 | 09.00 am - 11.00 am | T3PA | 4th Period | 3.035.500 |  | Spot Market - EU Primary Auction CAP3 - EUA |
| Friday 08-Dec-23 | 09.00 am - 11.00 am | T3PA | 4th Period | 2.147.000 |  | Spot Market - German Primary Auction - EUA |

| Week 50 | Call Trading Period | Product Code | Trading Period | Volume | | Auction Name |
|------------------------|---------------------|--------------|----------------|-----------|-----------------------------------------------------------------------------------|--------------------------------------------------|
| Monday 11-Dec-23 | 09.00 am - 11.00 am | T3PA | 4th Period | 3.035.500 |  | Spot Market - EU Primary Auction CAP3 - EUA |
| Tuesday 12-Dec-23 | 09.00 am - 11.00 am | T3PA | 4th Period | 3.035.500 |  | Spot Market - EU Primary Auction CAP3 - EUA |
| Wednesday 13-Dec-23 | 09.00 am - 11.00 am | EAA3 | 4th Period | 169.500 |  | Spot Market - Polish Primary Auction CAP3 - EUAA |
| Thursday 14-Dec-23 | 09.00 am - 11.00 am | T3PA | 4th Period | 3.035.500 |  | Spot Market - EU Primary Auction CAP3 - EUA |
| Friday 15-Dec-23 | 09.00 am - 11.00 am | T3PA | 4th Period | 2.151.000 |  | Spot Market - German Primary Auction - EUA |

| Week 51 | Call Trading Period | Product Code | Trading Period | Volume | | Auction Name |
|------------------------|---------------------|--------------|----------------|-----------|-----------------------------------------------------------------------------------|---------------------------------------------|
| Monday 18-Dec-23 | 09.00 am - 11.00 am | T3PA | 4th Period | 3.041.500 |  | Spot Market - EU Primary Auction CAP3 - EUA |
| Tuesday 19-Dec-23 | | | | | | |
| Wednesday 20-Dec-23 | | | | | | |
| Thursday 21-Dec-23 | | | | | | |
| Friday 22-Dec-23 | | | | | | |

| Week 52 | Call Trading Period | Product Code | Trading Period | Volume | | Auction Name |
|------------------------|---------------------|--------------|----------------|--------|--|--------------|
| Monday 25-Dec-23 | Christmas Day | | | | | |
| Tuesday 26-Dec-23 | Boxing Day | | | | | |
| Wednesday 27-Dec-23 | | | | | | |
| Thursday 28-Dec-23 | | | | | | |
| Friday 29-Dec-23 | | | | | | |

| Week 1 | Call Trading Period | Product Code | Trading Period | Volume | | Auction Name |
|------------------------|---------------------|--------------|----------------|--------|--|--------------|
| Monday 01-Jan-24 | New Year's Day | | | | | |
| Tuesday 02-Jan-24 | | | | | | |
| Wednesday 03-Jan-24 | | | | | | |
| Thursday 04-Jan-24 | | | | | | |
| Friday 05-Jan-24 | | | | | | |

| |
|----------|
| EEA-EFTA |
| Opt-out* |

| Consolidated Volume |
|---------------------|
| Austria |
| Belgium |
| Bulgaria |
| Croatia |
| Cyprus |
| Czech Republic |
| Denmark |
| Estonia |
| Finland |
| France |
| Greece |
| Hungary |
| Iceland |
| Ireland |
| Italy |
| Latvia |
| Liechtenstein |
| Lithuania |
| Luxembourg |
| Malta |
| Netherlands |
| Northern Ireland |
| Norway |
| Poland |
| Portugal |
| Romania |
| Slovakia |
| Slovenia |
| Spain |
| Sweden |
| Innovation Fund |
| Modernisation Fund |
| InnoFund RRF |
| MS RRF |

| Total volumes to be auctioned in 2023 |
|---------------------------------------|
| 426.978.000 |
| 5.158.500 |
| 8.906.500 |
| 14.007.500 |
| 1.867.500 |
| 1.324.000 |
| 9.310.000 |
| 4.860.000 |
| 4.305.500 |
| 6.877.000 |
| 24.774.000 |
| 17.320.500 |
| 5.228.500 |
| 0 |
| 1.807.500 |
| 42.653.500 |
| 1.057.500 |
| 4.000 |
| 1.344.000 |
| 0 |
| 502.500 |
| 15.165.000 |
| 1.000.000 |
| 2.938.500 |
| 64.919.500 |
| 8.731.000 |
| 6.907.500 |
| 4.541.000 |
| 2.239.000 |
| 42.222.000 |
| 3.675.500 |
| 20.874.000 |
| 67.131.500 |
| 19.126.000 |
| 16.199.000 |

* Member has opted out the common EU platform and decided not to aggregate its share of allowances with the Common Auction Platform (CAP3). Therefore, the shares of allowances will be auctioned separately from the EU auctions.

| Week | Week 1 | | | | |
|---------------------|-------------|-------------|-------------|-------------|-------------|
| Date | 02-Jan-2023 | 03-Jan-2023 | 04-Jan-2023 | 05-Jan-2023 | 06-Jan-2023 |
| Holiday | | | | | Epiphany |
| Weekday | Monday | Tuesday | Wednesday | Thursday | Friday |
| Call Trading Period | | | | | |
| Product Code | | | | | |
| Consolidated Volume | | | | | |
| Austria | | | | | |
| Belgium | | | | | |
| Bulgaria | | | | | |
| Croatia | | | | | |
| Cyprus | | | | | |
| Czech Republic | | | | | |
| Denmark | | | | | |
| Estonia | | | | | |
| Finland | | | | | |
| France | | | | | |
| Greece | | | | | |
| Hungary | | | | | |
| Iceland | | | | | |
| Ireland | | | | | |
| Italy | | | | | |
| Latvia | | | | | |
| Liechtenstein | | | | | |
| Lithuania | | | | | |
| Luxembourg | | | | | |
| Malta | | | | | |
| Netherlands | | | | | |
| Northern Ireland | | | | | |
| Norway | | | | | |
| Poland | | | | | |
| Portugal | | | | | |
| Romania | | | | | |
| Slovakia | | | | | |
| Slovenia | | | | | |
| Spain | | | | | |
| Sweden | | | | | |
| Innovation Fund | | | | | |
| Modernisation Fund | | | | | |
| InnoFund RRF | | | | | |
| MS RRF | | | | | |

| Week | Week 2 | | | | |
|---------------------|---------------------|---------------------|-------------|---------------------|-------------|
| Date | 09-Jan-2023 | 10-Jan-2023 | 11-Jan-2023 | 12-Jan-2023 | 13-Jan-2023 |
| Holiday | | | | | |
| Weekday | Monday | Tuesday | Wednesday | Thursday | Friday |
| Call Trading Period | 09.00 am - 11.00 am | 09.00 am - 11.00 am | | 09.00 am - 11.00 am | |
| Product Code | T3PA | T3PA | | T3PA | |
| Consolidated Volume | 2.409.000 | 2.409.000 | | 2.409.000 | |
| Austria | 34.500 | 34.500 | | 34.500 | |
| Belgium | 60.000 | 60.000 | | 60.000 | |
| Bulgaria | 99.000 | 99.000 | | 99.000 | |
| Croatia | 12.500 | 12.500 | | 12.500 | |
| Cyprus | 9.000 | 9.000 | | 9.000 | |
| Czech Republic | 60.000 | 60.000 | | 60.000 | |
| Denmark | 32.500 | 32.500 | | 32.500 | |
| Estonia | 30.000 | 30.000 | | 30.000 | |
| Finland | 46.500 | 46.500 | | 46.500 | |
| France | 169.000 | 169.000 | | 169.000 | |
| Greece | 120.000 | 120.000 | | 120.000 | |
| Hungary | 35.500 | 35.500 | | 35.500 | |
| Iceland | 0 | 0 | | 0 | |
| Ireland | 11.000 | 11.000 | | 11.000 | |
| Italy | 291.500 | 291.500 | | 291.500 | |
| Latvia | 7.500 | 7.500 | | 7.500 | |
| Liechtenstein | 0 | 0 | | 0 | |
| Lithuania | 9.000 | 9.000 | | 9.000 | |
| Luxembourg | 0 | 0 | | 0 | |
| Malta | 3.500 | 3.500 | | 3.500 | |
| Netherlands | 103.500 | 103.500 | | 103.500 | |
| Northern Ireland | | | | | |
| Norway | 19.500 | 19.500 | | 19.500 | |
| Poland | | | | | |
| Portugal | 60.500 | 60.500 | | 60.500 | |
| Romania | 44.000 | 44.000 | | 44.000 | |
| Slovakia | 31.000 | 31.000 | | 31.000 | |
| Slovenia | 15.500 | 15.500 | | 15.500 | |
| Spain | 291.500 | 291.500 | | 291.500 | |
| Sweden | 25.000 | 25.000 | | 25.000 | |
| Innovation Fund | 294.000 | 294.000 | | 294.000 | |
| Modernisation Fund | 493.500 | 493.500 | | 493.500 | |
| InnoFund RRF | | | | | |
| MS RRF | | | | | |

| Week | Week 3 | | | | |
|---------------------|---------------------|---------------------|---------------------|---------------------|-------------|
| Date | 16-Jan-2023 | 17-Jan-2023 | 18-Jan-2023 | 19-Jan-2023 | 20-Jan-2023 |
| Holiday | | | | | |
| Weekday | Monday | Tuesday | Wednesday | Thursday | Friday |
| Call Trading Period | 09.00 am - 11.00 am | 09.00 am - 11.00 am | 09.00 am - 11.00 am | 09.00 am - 11.00 am | |
| Product Code | T3PA | T3PA | T3PA | T3PA | |
| Consolidated Volume | 2.409.000 | 2.409.000 | 2.676.000 | 2.409.000 | |
| Austria | 34.500 | 34.500 | | 34.500 | |
| Belgium | 60.000 | 60.000 | | 60.000 | |
| Bulgaria | 99.000 | 99.000 | | 99.000 | |
| Croatia | 12.500 | 12.500 | | 12.500 | |
| Cyprus | 9.000 | 9.000 | | 9.000 | |
| Czech Republic | 60.000 | 60.000 | | 60.000 | |
| Denmark | 32.500 | 32.500 | | 32.500 | |
| Estonia | 30.000 | 30.000 | | 30.000 | |
| Finland | 46.500 | 46.500 | | 46.500 | |
| France | 169.000 | 169.000 | | 169.000 | |
| Greece | 120.000 | 120.000 | | 120.000 | |
| Hungary | 35.500 | 35.500 | | 35.500 | |
| Iceland | 0 | 0 | | 0 | |
| Ireland | 11.000 | 11.000 | | 11.000 | |
| Italy | 291.500 | 291.500 | | 291.500 | |
| Latvia | 7.500 | 7.500 | | 7.500 | |
| Liechtenstein | 0 | 0 | | 0 | |
| Lithuania | 9.000 | 9.000 | | 9.000 | |
| Luxembourg | 0 | 0 | | 0 | |
| Malta | 3.500 | 3.500 | | 3.500 | |
| Netherlands | 103.500 | 103.500 | | 103.500 | |
| Northern Ireland | | | | | |
| Norway | 19.500 | 19.500 | | 19.500 | |
| Poland | | | 2.676.000 | | |
| Portugal | 60.500 | 60.500 | | 60.500 | |
| Romania | 44.000 | 44.000 | | 44.000 | |
| Slovakia | 31.000 | 31.000 | | 31.000 | |
| Slovenia | 15.500 | 15.500 | | 15.500 | |
| Spain | 291.500 | 291.500 | | 291.500 | |
| Sweden | 25.000 | 25.000 | | 25.000 | |
| Innovation Fund | 294.000 | 294.000 | | 294.000 | |
| Modernisation Fund | 493.500 | 493.500 | | 493.500 | |
| InnoFund RRF | | | | | |
| MS RRF | | | | | |

| Week | Week 4 | | | | |
|---------------------|---------------------|---------------------|-------------|---------------------|-------------|
| Date | 23-Jan-2023 | 24-Jan-2023 | 25-Jan-2023 | 26-Jan-2023 | 27-Jan-2023 |
| Holiday | | | | | |
| Weekday | Monday | Tuesday | Wednesday | Thursday | Friday |
| Call Trading Period | 09.00 am - 11.00 am | 09.00 am - 11.00 am | | 09.00 am - 11.00 am | |
| Product Code | T3PA | T3PA | | T3PA | |
| Consolidated Volume | 2.409.000 | 2.409.000 | | 2.409.000 | |
| Austria | 34.500 | 34.500 | | 34.500 | |
| Belgium | 60.000 | 60.000 | | 60.000 | |
| Bulgaria | 99.000 | 99.000 | | 99.000 | |
| Croatia | 12.500 | 12.500 | | 12.500 | |
| Cyprus | 9.000 | 9.000 | | 9.000 | |
| Czech Republic | 60.000 | 60.000 | | 60.000 | |
| Denmark | 32.500 | 32.500 | | 32.500 | |
| Estonia | 30.000 | 30.000 | | 30.000 | |
| Finland | 46.500 | 46.500 | | 46.500 | |
| France | 169.000 | 169.000 | | 169.000 | |
| Greece | 120.000 | 120.000 | | 120.000 | |
| Hungary | 35.500 | 35.500 | | 35.500 | |
| Iceland | 0 | 0 | | 0 | |
| Ireland | 11.000 | 11.000 | | 11.000 | |
| Italy | 291.500 | 291.500 | | 291.500 | |
| Latvia | 7.500 | 7.500 | | 7.500 | |
| Liechtenstein | 0 | 0 | | 0 | |
| Lithuania | 9.000 | 9.000 | | 9.000 | |
| Luxembourg | 0 | 0 | | 0 | |
| Malta | 3.500 | 3.500 | | 3.500 | |
| Netherlands | 103.500 | 103.500 | | 103.500 | |
| Northern Ireland | | | | | |
| Norway | 19.500 | 19.500 | | 19.500 | |
| Poland | | | | | |
| Portugal | 60.500 | 60.500 | | 60.500 | |
| Romania | 44.000 | 44.000 | | 44.000 | |
| Slovakia | 31.000 | 31.000 | | 31.000 | |
| Slovenia | 15.500 | 15.500 | | 15.500 | |
| Spain | 291.500 | 291.500 | | 291.500 | |
| Sweden | 25.000 | 25.000 | | 25.000 | |
| Innovation Fund | 294.000 | 294.000 | | 294.000 | |
| Modernisation Fund | 493.500 | 493.500 | | 493.500 | |
| InnoFund RRF | | | | | |
| MS RRF | | | | | |

| Week | Week 5 | | | | |
|---------------------|---------------------|---------------------|---------------------|---------------------|-------------|
| Date | 30-Jan-2023 | 31-Jan-2023 | 01-Feb-2023 | 02-Feb-2023 | 03-Feb-2023 |
| Holiday | | | | | |
| Weekday | Monday | Tuesday | Wednesday | Thursday | Friday |
| Call Trading Period | 09.00 am - 11.00 am | 09.00 am - 11.00 am | 09.00 am - 11.00 am | 09.00 am - 11.00 am | |
| Product Code | T3PA | T3PA | T3PA | T3PA | |
| Consolidated Volume | 2.409.000 | 2.409.000 | 2.676.000 | 2.409.000 | |
| Austria | 34.500 | 34.500 | | 34.500 | |
| Belgium | 60.000 | 60.000 | | 60.000 | |
| Bulgaria | 99.000 | 99.000 | | 99.000 | |
| Croatia | 12.500 | 12.500 | | 12.500 | |
| Cyprus | 9.000 | 9.000 | | 9.000 | |
| Czech Republic | 60.000 | 60.000 | | 60.000 | |
| Denmark | 32.500 | 32.500 | | 32.500 | |
| Estonia | 30.000 | 30.000 | | 30.000 | |
| Finland | 46.500 | 46.500 | | 46.500 | |
| France | 169.000 | 169.000 | | 169.000 | |
| Greece | 120.000 | 120.000 | | 120.000 | |
| Hungary | 35.500 | 35.500 | | 35.500 | |
| Iceland | 0 | 0 | | 0 | |
| Ireland | 11.000 | 11.000 | | 11.000 | |
| Italy | 291.500 | 291.500 | | 291.500 | |
| Latvia | 7.500 | 7.500 | | 7.500 | |
| Liechtenstein | 0 | 0 | | 0 | |
| Lithuania | 9.000 | 9.000 | | 9.000 | |
| Luxembourg | 0 | 0 | | 0 | |
| Malta | 3.500 | 3.500 | | 3.500 | |
| Netherlands | 103.500 | 103.500 | | 103.500 | |
| Northern Ireland | | | | | |
| Norway | 19.500 | 19.500 | | 19.500 | |
| Poland | | | 2.676.000 | | |
| Portugal | 60.500 | 60.500 | | 60.500 | |
| Romania | 44.000 | 44.000 | | 44.000 | |
| Slovakia | 31.000 | 31.000 | | 31.000 | |
| Slovenia | 15.500 | 15.500 | | 15.500 | |
| Spain | 291.500 | 291.500 | | 291.500 | |
| Sweden | 25.000 | 25.000 | | 25.000 | |
| Innovation Fund | 294.000 | 294.000 | | 294.000 | |
| Modernisation Fund | 493.500 | 493.500 | | 493.500 | |
| InnoFund RRF | | | | | |
| MS RRF | | | | | |

| Week | Week 6 | | | | |
|---------------------|---------------------|---------------------|-------------|---------------------|-------------|
| Date | 06-Feb-2023 | 07-Feb-2023 | 08-Feb-2023 | 09-Feb-2023 | 10-Feb-2023 |
| Holiday | | | | | |
| Weekday | Monday | Tuesday | Wednesday | Thursday | Friday |
| Call Trading Period | 09.00 am - 11.00 am | 09.00 am - 11.00 am | | 09.00 am - 11.00 am | |
| Product Code | T3PA | T3PA | | T3PA | |
| Consolidated Volume | 2.409.000 | 2.409.000 | | 2.409.000 | |
| Austria | 34.500 | 34.500 | | 34.500 | |
| Belgium | 60.000 | 60.000 | | 60.000 | |
| Bulgaria | 99.000 | 99.000 | | 99.000 | |
| Croatia | 12.500 | 12.500 | | 12.500 | |
| Cyprus | 9.000 | 9.000 | | 9.000 | |
| Czech Republic | 60.000 | 60.000 | | 60.000 | |
| Denmark | 32.500 | 32.500 | | 32.500 | |
| Estonia | 30.000 | 30.000 | | 30.000 | |
| Finland | 46.500 | 46.500 | | 46.500 | |
| France | 169.000 | 169.000 | | 169.000 | |
| Greece | 120.000 | 120.000 | | 120.000 | |
| Hungary | 35.500 | 35.500 | | 35.500 | |
| Iceland | 0 | 0 | | 0 | |
| Ireland | 11.000 | 11.000 | | 11.000 | |
| Italy | 291.500 | 291.500 | | 291.500 | |
| Latvia | 7.500 | 7.500 | | 7.500 | |
| Liechtenstein | 0 | 0 | | 0 | |
| Lithuania | 9.000 | 9.000 | | 9.000 | |
| Luxembourg | 0 | 0 | | 0 | |
| Malta | 3.500 | 3.500 | | 3.500 | |
| Netherlands | 103.500 | 103.500 | | 103.500 | |
| Northern Ireland | | | | | |
| Norway | 19.500 | 19.500 | | 19.500 | |
| Poland | | | | | |
| Portugal | 60.500 | 60.500 | | 60.500 | |
| Romania | 44.000 | 44.000 | | 44.000 | |
| Slovakia | 31.000 | 31.000 | | 31.000 | |
| Slovenia | 15.500 | 15.500 | | 15.500 | |
| Spain | 291.500 | 291.500 | | 291.500 | |
| Sweden | 25.000 | 25.000 | | 25.000 | |
| Innovation Fund | 294.000 | 294.000 | | 294.000 | |
| Modernisation Fund | 493.500 | 493.500 | | 493.500 | |
| InnoFund RRF | | | | | |
| MS RRF | | | | | |

| Week | Week 7 | | | | |
|---------------------|---------------------|---------------------|---------------------|---------------------|-------------|
| Date | 13-Feb-2023 | 14-Feb-2023 | 15-Feb-2023 | 16-Feb-2023 | 17-Feb-2023 |
| Holiday | | | | | |
| Weekday | Monday | Tuesday | Wednesday | Thursday | Friday |
| Call Trading Period | 09.00 am - 11.00 am | 09.00 am - 11.00 am | 09.00 am - 11.00 am | 09.00 am - 11.00 am | |
| Product Code | T3PA | T3PA | T3PA | T3PA | |
| Consolidated Volume | 2.409.000 | 2.409.000 | 2.676.000 | 2.409.000 | |
| Austria | 34.500 | 34.500 | | 34.500 | |
| Belgium | 60.000 | 60.000 | | 60.000 | |
| Bulgaria | 99.000 | 99.000 | | 99.000 | |
| Croatia | 12.500 | 12.500 | | 12.500 | |
| Cyprus | 9.000 | 9.000 | | 9.000 | |
| Czech Republic | 60.000 | 60.000 | | 60.000 | |
| Denmark | 32.500 | 32.500 | | 32.500 | |
| Estonia | 30.000 | 30.000 | | 30.000 | |
| Finland | 46.500 | 46.500 | | 46.500 | |
| France | 169.000 | 169.000 | | 169.000 | |
| Greece | 120.000 | 120.000 | | 120.000 | |
| Hungary | 35.500 | 35.500 | | 35.500 | |
| Iceland | 0 | 0 | | 0 | |
| Ireland | 11.000 | 11.000 | | 11.000 | |
| Italy | 291.500 | 291.500 | | 291.500 | |
| Latvia | 7.500 | 7.500 | | 7.500 | |
| Liechtenstein | 0 | 0 | | 0 | |
| Lithuania | 9.000 | 9.000 | | 9.000 | |
| Luxembourg | 0 | 0 | | 0 | |
| Malta | 3.500 | 3.500 | | 3.500 | |
| Netherlands | 103.500 | 103.500 | | 103.500 | |
| Northern Ireland | | | | | |
| Norway | 19.500 | 19.500 | | 19.500 | |
| Poland | | | 2.676.000 | | |
| Portugal | 60.500 | 60.500 | | 60.500 | |
| Romania | 44.000 | 44.000 | | 44.000 | |
| Slovakia | 31.000 | 31.000 | | 31.000 | |
| Slovenia | 15.500 | 15.500 | | 15.500 | |
| Spain | 291.500 | 291.500 | | 291.500 | |
| Sweden | 25.000 | 25.000 | | 25.000 | |
| Innovation Fund | 294.000 | 294.000 | | 294.000 | |
| Modernisation Fund | 493.500 | 493.500 | | 493.500 | |
| InnoFund RRF | | | | | |
| MS RRF | | | | | |

| Week | Week 8 | | | | |
|---------------------|---------------------|---------------------|-------------|---------------------|-------------|
| Date | 20-Feb-2023 | 21-Feb-2023 | 22-Feb-2023 | 23-Feb-2023 | 24-Feb-2023 |
| Holiday | | | | | |
| Weekday | Monday | Tuesday | Wednesday | Thursday | Friday |
| Call Trading Period | 09.00 am - 11.00 am | 09.00 am - 11.00 am | | 09.00 am - 11.00 am | |
| Product Code | T3PA | T3PA | | T3PA | |
| Consolidated Volume | 2.409.000 | 2.409.000 | | 2.409.000 | |
| Austria | 34.500 | 34.500 | | 34.500 | |
| Belgium | 60.000 | 60.000 | | 60.000 | |
| Bulgaria | 99.000 | 99.000 | | 99.000 | |
| Croatia | 12.500 | 12.500 | | 12.500 | |
| Cyprus | 9.000 | 9.000 | | 9.000 | |
| Czech Republic | 60.000 | 60.000 | | 60.000 | |
| Denmark | 32.500 | 32.500 | | 32.500 | |
| Estonia | 30.000 | 30.000 | | 30.000 | |
| Finland | 46.500 | 46.500 | | 46.500 | |
| France | 169.000 | 169.000 | | 169.000 | |
| Greece | 120.000 | 120.000 | | 120.000 | |
| Hungary | 35.500 | 35.500 | | 35.500 | |
| Iceland | 0 | 0 | | 0 | |
| Ireland | 11.000 | 11.000 | | 11.000 | |
| Italy | 291.500 | 291.500 | | 291.500 | |
| Latvia | 7.500 | 7.500 | | 7.500 | |
| Liechtenstein | 0 | 0 | | 0 | |
| Lithuania | 9.000 | 9.000 | | 9.000 | |
| Luxembourg | 0 | 0 | | 0 | |
| Malta | 3.500 | 3.500 | | 3.500 | |
| Netherlands | 103.500 | 103.500 | | 103.500 | |
| Northern Ireland | | | | | |
| Norway | 19.500 | 19.500 | | 19.500 | |
| Poland | | | | | |
| Portugal | 60.500 | 60.500 | | 60.500 | |
| Romania | 44.000 | 44.000 | | 44.000 | |
| Slovakia | 31.000 | 31.000 | | 31.000 | |
| Slovenia | 15.500 | 15.500 | | 15.500 | |
| Spain | 291.500 | 291.500 | | 291.500 | |
| Sweden | 25.000 | 25.000 | | 25.000 | |
| Innovation Fund | 294.000 | 294.000 | | 294.000 | |
| Modernisation Fund | 493.500 | 493.500 | | 493.500 | |
| InnoFund RRF | | | | | |
| MS RRF | | | | | |

| Week | Week 9 | | | | |
|---------------------|---------------------|---------------------|---------------------|---------------------|-------------|
| Date | 27-Feb-2023 | 28-Feb-2023 | 01-Mar-2023 | 02-Mar-2023 | 03-Mar-2023 |
| Holiday | | | | | |
| Weekday | Monday | Tuesday | Wednesday | Thursday | Friday |
| Call Trading Period | 09.00 am - 11.00 am | 09.00 am - 11.00 am | 09.00 am - 11.00 am | 09.00 am - 11.00 am | |
| Product Code | T3PA | T3PA | T3PA | T3PA | |
| Consolidated Volume | 2.409.000 | 2.409.000 | 2.676.000 | 2.409.000 | |
| Austria | 34.500 | 34.500 | | 34.500 | |
| Belgium | 60.000 | 60.000 | | 60.000 | |
| Bulgaria | 99.000 | 99.000 | | 99.000 | |
| Croatia | 12.500 | 12.500 | | 12.500 | |
| Cyprus | 9.000 | 9.000 | | 9.000 | |
| Czech Republic | 60.000 | 60.000 | | 60.000 | |
| Denmark | 32.500 | 32.500 | | 32.500 | |
| Estonia | 30.000 | 30.000 | | 30.000 | |
| Finland | 46.500 | 46.500 | | 46.500 | |
| France | 169.000 | 169.000 | | 169.000 | |
| Greece | 120.000 | 120.000 | | 120.000 | |
| Hungary | 35.500 | 35.500 | | 35.500 | |
| Iceland | 0 | 0 | | 0 | |
| Ireland | 11.000 | 11.000 | | 11.000 | |
| Italy | 291.500 | 291.500 | | 291.500 | |
| Latvia | 7.500 | 7.500 | | 7.500 | |
| Liechtenstein | 0 | 0 | | 0 | |
| Lithuania | 9.000 | 9.000 | | 9.000 | |
| Luxembourg | 0 | 0 | | 0 | |
| Malta | 3.500 | 3.500 | | 3.500 | |
| Netherlands | 103.500 | 103.500 | | 103.500 | |
| Northern Ireland | | | | | |
| Norway | 19.500 | 19.500 | | 19.500 | |
| Poland | | | 2.676.000 | | |
| Portugal | 60.500 | 60.500 | | 60.500 | |
| Romania | 44.000 | 44.000 | | 44.000 | |
| Slovakia | 31.000 | 31.000 | | 31.000 | |
| Slovenia | 15.500 | 15.500 | | 15.500 | |
| Spain | 291.500 | 291.500 | | 291.500 | |
| Sweden | 25.000 | 25.000 | | 25.000 | |
| Innovation Fund | 294.000 | 294.000 | | 294.000 | |
| Modernisation Fund | 493.500 | 493.500 | | 493.500 | |
| InnoFund RRF | | | | | |
| MS RRF | | | | | |

| Week | Week 10 | | | | |
|---------------------|---------------------|---------------------|-------------|---------------------|-------------|
| Date | 06-Mar-2023 | 07-Mar-2023 | 08-Mar-2023 | 09-Mar-2023 | 10-Mar-2023 |
| Holiday | | | | | |
| Weekday | Monday | Tuesday | Wednesday | Thursday | Friday |
| Call Trading Period | 09.00 am - 11.00 am | 09.00 am - 11.00 am | | 09.00 am - 11.00 am | |
| Product Code | T3PA | T3PA | | T3PA | |
| Consolidated Volume | 2.409.000 | 2.409.000 | | 2.409.000 | |
| Austria | 34.500 | 34.500 | | 34.500 | |
| Belgium | 60.000 | 60.000 | | 60.000 | |
| Bulgaria | 99.000 | 99.000 | | 99.000 | |
| Croatia | 12.500 | 12.500 | | 12.500 | |
| Cyprus | 9.000 | 9.000 | | 9.000 | |
| Czech Republic | 60.000 | 60.000 | | 60.000 | |
| Denmark | 32.500 | 32.500 | | 32.500 | |
| Estonia | 30.000 | 30.000 | | 30.000 | |
| Finland | 46.500 | 46.500 | | 46.500 | |
| France | 169.000 | 169.000 | | 169.000 | |
| Greece | 120.000 | 120.000 | | 120.000 | |
| Hungary | 35.500 | 35.500 | | 35.500 | |
| Iceland | 0 | 0 | | 0 | |
| Ireland | 11.000 | 11.000 | | 11.000 | |
| Italy | 291.500 | 291.500 | | 291.500 | |
| Latvia | 7.500 | 7.500 | | 7.500 | |
| Liechtenstein | 0 | 0 | | 0 | |
| Lithuania | 9.000 | 9.000 | | 9.000 | |
| Luxembourg | 0 | 0 | | 0 | |
| Malta | 3.500 | 3.500 | | 3.500 | |
| Netherlands | 103.500 | 103.500 | | 103.500 | |
| Northern Ireland | | | | | |
| Norway | 19.500 | 19.500 | | 19.500 | |
| Poland | | | | | |
| Portugal | 60.500 | 60.500 | | 60.500 | |
| Romania | 44.000 | 44.000 | | 44.000 | |
| Slovakia | 31.000 | 31.000 | | 31.000 | |
| Slovenia | 15.500 | 15.500 | | 15.500 | |
| Spain | 291.500 | 291.500 | | 291.500 | |
| Sweden | 25.000 | 25.000 | | 25.000 | |
| Innovation Fund | 294.000 | 294.000 | | 294.000 | |
| Modernisation Fund | 493.500 | 493.500 | | 493.500 | |
| InnoFund RRF | | | | | |
| MS RRF | | | | | |

| Week | Week 11 | | | | |
|---------------------|---------------------|---------------------|---------------------|---------------------|-------------|
| Date | 13-Mar-2023 | 14-Mar-2023 | 15-Mar-2023 | 16-Mar-2023 | 17-Mar-2023 |
| Holiday | | | | | |
| Weekday | Monday | Tuesday | Wednesday | Thursday | Friday |
| Call Trading Period | 09.00 am - 11.00 am | 09.00 am - 11.00 am | 09.00 am - 11.00 am | 09.00 am - 11.00 am | |
| Product Code | T3PA | T3PA | T3PA | T3PA | |
| Consolidated Volume | 2.409.000 | 2.409.000 | 2.676.000 | 2.409.000 | |
| Austria | 34.500 | 34.500 | | 34.500 | |
| Belgium | 60.000 | 60.000 | | 60.000 | |
| Bulgaria | 99.000 | 99.000 | | 99.000 | |
| Croatia | 12.500 | 12.500 | | 12.500 | |
| Cyprus | 9.000 | 9.000 | | 9.000 | |
| Czech Republic | 60.000 | 60.000 | | 60.000 | |
| Denmark | 32.500 | 32.500 | | 32.500 | |
| Estonia | 30.000 | 30.000 | | 30.000 | |
| Finland | 46.500 | 46.500 | | 46.500 | |
| France | 169.000 | 169.000 | | 169.000 | |
| Greece | 120.000 | 120.000 | | 120.000 | |
| Hungary | 35.500 | 35.500 | | 35.500 | |
| Iceland | 0 | 0 | | 0 | |
| Ireland | 11.000 | 11.000 | | 11.000 | |
| Italy | 291.500 | 291.500 | | 291.500 | |
| Latvia | 7.500 | 7.500 | | 7.500 | |
| Liechtenstein | 0 | 0 | | 0 | |
| Lithuania | 9.000 | 9.000 | | 9.000 | |
| Luxembourg | 0 | 0 | | 0 | |
| Malta | 3.500 | 3.500 | | 3.500 | |
| Netherlands | 103.500 | 103.500 | | 103.500 | |
| Northern Ireland | | | | | |
| Norway | 19.500 | 19.500 | | 19.500 | |
| Poland | | | 2.676.000 | | |
| Portugal | 60.500 | 60.500 | | 60.500 | |
| Romania | 44.000 | 44.000 | | 44.000 | |
| Slovakia | 31.000 | 31.000 | | 31.000 | |
| Slovenia | 15.500 | 15.500 | | 15.500 | |
| Spain | 291.500 | 291.500 | | 291.500 | |
| Sweden | 25.000 | 25.000 | | 25.000 | |
| Innovation Fund | 294.000 | 294.000 | | 294.000 | |
| Modernisation Fund | 493.500 | 493.500 | | 493.500 | |
| InnoFund RRF | | | | | |
| MS RRF | | | | | |

| Week | Week 12 | | | | |
|---------------------|---------------------|---------------------|-------------|---------------------|-------------|
| Date | 20-Mar-2023 | 21-Mar-2023 | 22-Mar-2023 | 23-Mar-2023 | 24-Mar-2023 |
| Holiday | | | | | |
| Weekday | Monday | Tuesday | Wednesday | Thursday | Friday |
| Call Trading Period | 09.00 am - 11.00 am | 09.00 am - 11.00 am | | 09.00 am - 11.00 am | |
| Product Code | T3PA | T3PA | | T3PA | |
| Consolidated Volume | 2.409.000 | 2.409.000 | | 2.410.500 | |
| Austria | 34.500 | 34.500 | | 34.500 | |
| Belgium | 60.000 | 60.000 | | 60.000 | |
| Bulgaria | 99.000 | 99.000 | | 99.000 | |
| Croatia | 12.500 | 12.500 | | 12.500 | |
| Cyprus | 9.000 | 9.000 | | 9.000 | |
| Czech Republic | 60.000 | 60.000 | | 60.000 | |
| Denmark | 32.500 | 32.500 | | 32.500 | |
| Estonia | 30.000 | 30.000 | | 30.000 | |
| Finland | 46.500 | 46.500 | | 46.500 | |
| France | 169.000 | 169.000 | | 169.000 | |
| Greece | 120.000 | 120.000 | | 120.000 | |
| Hungary | 35.500 | 35.500 | | 35.500 | |
| Iceland | 0 | 0 | | 0 | |
| Ireland | 11.000 | 11.000 | | 11.000 | |
| Italy | 291.500 | 291.500 | | 291.500 | |
| Latvia | 7.500 | 7.500 | | 7.500 | |
| Liechtenstein | 0 | 0 | | 1.500 | |
| Lithuania | 9.000 | 9.000 | | 9.000 | |
| Luxembourg | 0 | 0 | | 0 | |
| Malta | 3.500 | 3.500 | | 3.500 | |
| Netherlands | 103.500 | 103.500 | | 103.500 | |
| Northern Ireland | | | | | |
| Norway | 19.500 | 19.500 | | 19.500 | |
| Poland | | | | | |
| Portugal | 60.500 | 60.500 | | 60.500 | |
| Romania | 44.000 | 44.000 | | 44.000 | |
| Slovakia | 31.000 | 31.000 | | 31.000 | |
| Slovenia | 15.500 | 15.500 | | 15.500 | |
| Spain | 291.500 | 291.500 | | 291.500 | |
| Sweden | 25.000 | 25.000 | | 25.000 | |
| Innovation Fund | 294.000 | 294.000 | | 294.000 | |
| Modernisation Fund | 493.500 | 493.500 | | 493.500 | |
| InnoFund RRF | | | | | |
| MS RRF | | | | | |

| Week | Week 13 | | | | |
|---------------------|---------------------|---------------------|---------------------|---------------------|-------------|
| Date | 27-Mar-2023 | 28-Mar-2023 | 29-Mar-2023 | 30-Mar-2023 | 31-Mar-2023 |
| Holiday | | | | | |
| Weekday | Monday | Tuesday | Wednesday | Thursday | Friday |
| Call Trading Period | 09.00 am - 11.00 am | 09.00 am - 11.00 am | 09.00 am - 11.00 am | 09.00 am - 11.00 am | |
| Product Code | T3PA | T3PA | T3PA | T3PA | |
| Consolidated Volume | 2.409.000 | 2.409.000 | 2.676.000 | 2.409.000 | |
| Austria | 34.500 | 34.500 | | 34.500 | |
| Belgium | 60.000 | 60.000 | | 60.000 | |
| Bulgaria | 99.000 | 99.000 | | 99.000 | |
| Croatia | 12.500 | 12.500 | | 12.500 | |
| Cyprus | 9.000 | 9.000 | | 9.000 | |
| Czech Republic | 60.000 | 60.000 | | 60.000 | |
| Denmark | 32.500 | 32.500 | | 32.500 | |
| Estonia | 30.000 | 30.000 | | 30.000 | |
| Finland | 46.500 | 46.500 | | 46.500 | |
| France | 169.000 | 169.000 | | 169.000 | |
| Greece | 120.000 | 120.000 | | 120.000 | |
| Hungary | 35.500 | 35.500 | | 35.500 | |
| Iceland | 0 | 0 | | 0 | |
| Ireland | 11.000 | 11.000 | | 11.000 | |
| Italy | 291.500 | 291.500 | | 291.500 | |
| Latvia | 7.500 | 7.500 | | 7.500 | |
| Liechtenstein | 0 | 0 | | 0 | |
| Lithuania | 9.000 | 9.000 | | 9.000 | |
| Luxembourg | 0 | 0 | | 0 | |
| Malta | 3.500 | 3.500 | | 3.500 | |
| Netherlands | 103.500 | 103.500 | | 103.500 | |
| Northern Ireland | | | | | |
| Norway | 19.500 | 19.500 | | 19.500 | |
| Poland | | | 2.676.000 | | |
| Portugal | 60.500 | 60.500 | | 60.500 | |
| Romania | 44.000 | 44.000 | | 44.000 | |
| Slovakia | 31.000 | 31.000 | | 31.000 | |
| Slovenia | 15.500 | 15.500 | | 15.500 | |
| Spain | 291.500 | 291.500 | | 291.500 | |
| Sweden | 25.000 | 25.000 | | 25.000 | |
| Innovation Fund | 294.000 | 294.000 | | 294.000 | |
| Modernisation Fund | 493.500 | 493.500 | | 493.500 | |
| InnoFund RRF | | | | | |
| MS RRF | | | | | |

| Week | Week 14 | | | | |
|---------------------|---------------------|---------------------|-------------|---------------------|-------------|
| Date | 03-Apr-2023 | 04-Apr-2023 | 05-Apr-2023 | 06-Apr-2023 | 07-Apr-2023 |
| Holiday | | | | | Good Friday |
| Weekday | Monday | Tuesday | Wednesday | Thursday | Friday |
| Call Trading Period | 09.00 am - 11.00 am | 09.00 am - 11.00 am | | 09.00 am - 11.00 am | |
| Product Code | T3PA | T3PA | | T3PA | |
| Consolidated Volume | 2.409.000 | 2.409.000 | | 2.409.000 | |
| Austria | 34.500 | 34.500 | | 34.500 | |
| Belgium | 60.000 | 60.000 | | 60.000 | |
| Bulgaria | 99.000 | 99.000 | | 99.000 | |
| Croatia | 12.500 | 12.500 | | 12.500 | |
| Cyprus | 9.000 | 9.000 | | 9.000 | |
| Czech Republic | 60.000 | 60.000 | | 60.000 | |
| Denmark | 32.500 | 32.500 | | 32.500 | |
| Estonia | 30.000 | 30.000 | | 30.000 | |
| Finland | 46.500 | 46.500 | | 46.500 | |
| France | 169.000 | 169.000 | | 169.000 | |
| Greece | 120.000 | 120.000 | | 120.000 | |
| Hungary | 35.500 | 35.500 | | 35.500 | |
| Iceland | 0 | 0 | | 0 | |
| Ireland | 11.000 | 11.000 | | 11.000 | |
| Italy | 291.500 | 291.500 | | 291.500 | |
| Latvia | 7.500 | 7.500 | | 7.500 | |
| Liechtenstein | 0 | 0 | | 0 | |
| Lithuania | 9.000 | 9.000 | | 9.000 | |
| Luxembourg | 0 | 0 | | 0 | |
| Malta | 3.500 | 3.500 | | 3.500 | |
| Netherlands | 103.500 | 103.500 | | 103.500 | |
| Northern Ireland | | | | | |
| Norway | 19.500 | 19.500 | | 19.500 | |
| Poland | | | | | |
| Portugal | 60.500 | 60.500 | | 60.500 | |
| Romania | 44.000 | 44.000 | | 44.000 | |
| Slovakia | 31.000 | 31.000 | | 31.000 | |
| Slovenia | 15.500 | 15.500 | | 15.500 | |
| Spain | 291.500 | 291.500 | | 291.500 | |
| Sweden | 25.000 | 25.000 | | 25.000 | |
| Innovation Fund | 294.000 | 294.000 | | 294.000 | |
| Modernisation Fund | 493.500 | 493.500 | | 493.500 | |
| InnoFund RRF | | | | | |
| MS RRF | | | | | |

| Week | Week 15 | | | | |
|---------------------|----------------------|---------------------|---------------------|---------------------|-------------|
| Date | 10-Apr-2023 | 11-Apr-2023 | 12-Apr-2023 | 13-Apr-2023 | 14-Apr-2023 |
| Holiday | <i>Easter Monday</i> | | | | |
| Weekday | Monday | Tuesday | Wednesday | Thursday | Friday |
| Call Trading Period | | 09.00 am - 11.00 am | 09.00 am - 11.00 am | 09.00 am - 11.00 am | |
| Product Code | | T3PA | T3PA | T3PA | |
| Consolidated Volume | | 2.409.000 | 2.676.000 | 2.409.000 | |
| Austria | | 34.500 | | 34.500 | |
| Belgium | | 60.000 | | 60.000 | |
| Bulgaria | | 99.000 | | 99.000 | |
| Croatia | | 12.500 | | 12.500 | |
| Cyprus | | 9.000 | | 9.000 | |
| Czech Republic | | 60.000 | | 60.000 | |
| Denmark | | 32.500 | | 32.500 | |
| Estonia | | 30.000 | | 30.000 | |
| Finland | | 46.500 | | 46.500 | |
| France | | 169.000 | | 169.000 | |
| Greece | | 120.000 | | 120.000 | |
| Hungary | | 35.500 | | 35.500 | |
| Iceland | | 0 | | 0 | |
| Ireland | | 11.000 | | 11.000 | |
| Italy | | 291.500 | | 291.500 | |
| Latvia | | 7.500 | | 7.500 | |
| Liechtenstein | | 0 | | 0 | |
| Lithuania | | 9.000 | | 9.000 | |
| Luxembourg | | 0 | | 0 | |
| Malta | | 3.500 | | 3.500 | |
| Netherlands | | 103.500 | | 103.500 | |
| Northern Ireland | | | | | |
| Norway | | 19.500 | | 19.500 | |
| Poland | | | 2.676.000 | | |
| Portugal | | 60.500 | | 60.500 | |
| Romania | | 44.000 | | 44.000 | |
| Slovakia | | 31.000 | | 31.000 | |
| Slovenia | | 15.500 | | 15.500 | |
| Spain | | 291.500 | | 291.500 | |
| Sweden | | 25.000 | | 25.000 | |
| Innovation Fund | | 294.000 | | 294.000 | |
| Modernisation Fund | | 493.500 | | 493.500 | |
| InnoFund RRF | | | | | |
| MS RRF | | | | | |

| Week | Week 16 | | | | |
|---------------------|---------------------|---------------------|-------------|---------------------|-------------|
| Date | 17-Apr-2023 | 18-Apr-2023 | 19-Apr-2023 | 20-Apr-2023 | 21-Apr-2023 |
| Holiday | | | | | |
| Weekday | Monday | Tuesday | Wednesday | Thursday | Friday |
| Call Trading Period | 09.00 am - 11.00 am | 09.00 am - 11.00 am | | 09.00 am - 11.00 am | |
| Product Code | T3PA | T3PA | | T3PA | |
| Consolidated Volume | 2.409.000 | 2.409.000 | | 2.409.000 | |
| Austria | 34.500 | 34.500 | | 34.500 | |
| Belgium | 60.000 | 60.000 | | 60.000 | |
| Bulgaria | 99.000 | 99.000 | | 99.000 | |
| Croatia | 12.500 | 12.500 | | 12.500 | |
| Cyprus | 9.000 | 9.000 | | 9.000 | |
| Czech Republic | 60.000 | 60.000 | | 60.000 | |
| Denmark | 32.500 | 32.500 | | 32.500 | |
| Estonia | 30.000 | 30.000 | | 30.000 | |
| Finland | 46.500 | 46.500 | | 46.500 | |
| France | 169.000 | 169.000 | | 169.000 | |
| Greece | 120.000 | 120.000 | | 120.000 | |
| Hungary | 35.500 | 35.500 | | 35.500 | |
| Iceland | 0 | 0 | | 0 | |
| Ireland | 11.000 | 11.000 | | 11.000 | |
| Italy | 291.500 | 291.500 | | 291.500 | |
| Latvia | 7.500 | 7.500 | | 7.500 | |
| Liechtenstein | 0 | 0 | | 0 | |
| Lithuania | 9.000 | 9.000 | | 9.000 | |
| Luxembourg | 0 | 0 | | 0 | |
| Malta | 3.500 | 3.500 | | 3.500 | |
| Netherlands | 103.500 | 103.500 | | 103.500 | |
| Northern Ireland | | | | | |
| Norway | 19.500 | 19.500 | | 19.500 | |
| Poland | | | | | |
| Portugal | 60.500 | 60.500 | | 60.500 | |
| Romania | 44.000 | 44.000 | | 44.000 | |
| Slovakia | 31.000 | 31.000 | | 31.000 | |
| Slovenia | 15.500 | 15.500 | | 15.500 | |
| Spain | 291.500 | 291.500 | | 291.500 | |
| Sweden | 25.000 | 25.000 | | 25.000 | |
| Innovation Fund | 294.000 | 294.000 | | 294.000 | |
| Modernisation Fund | 493.500 | 493.500 | | 493.500 | |
| InnoFund RRF | | | | | |
| MS RRF | | | | | |

| Week | Week 17 | | | | |
|---------------------|---------------------|---------------------|---------------------|---------------------|-------------|
| Date | 24-Apr-2023 | 25-Apr-2023 | 26-Apr-2023 | 27-Apr-2023 | 28-Apr-2023 |
| Holiday | | | | | |
| Weekday | Monday | Tuesday | Wednesday | Thursday | Friday |
| Call Trading Period | 09.00 am - 11.00 am | 09.00 am - 11.00 am | 09.00 am - 11.00 am | 09.00 am - 11.00 am | |
| Product Code | T3PA | T3PA | T3PA | T3PA | |
| Consolidated Volume | 2.409.000 | 2.409.000 | 2.676.000 | 2.409.000 | |
| Austria | 34.500 | 34.500 | | 34.500 | |
| Belgium | 60.000 | 60.000 | | 60.000 | |
| Bulgaria | 99.000 | 99.000 | | 99.000 | |
| Croatia | 12.500 | 12.500 | | 12.500 | |
| Cyprus | 9.000 | 9.000 | | 9.000 | |
| Czech Republic | 60.000 | 60.000 | | 60.000 | |
| Denmark | 32.500 | 32.500 | | 32.500 | |
| Estonia | 30.000 | 30.000 | | 30.000 | |
| Finland | 46.500 | 46.500 | | 46.500 | |
| France | 169.000 | 169.000 | | 169.000 | |
| Greece | 120.000 | 120.000 | | 120.000 | |
| Hungary | 35.500 | 35.500 | | 35.500 | |
| Iceland | 0 | 0 | | 0 | |
| Ireland | 11.000 | 11.000 | | 11.000 | |
| Italy | 291.500 | 291.500 | | 291.500 | |
| Latvia | 7.500 | 7.500 | | 7.500 | |
| Liechtenstein | 0 | 0 | | 0 | |
| Lithuania | 9.000 | 9.000 | | 9.000 | |
| Luxembourg | 0 | 0 | | 0 | |
| Malta | 3.500 | 3.500 | | 3.500 | |
| Netherlands | 103.500 | 103.500 | | 103.500 | |
| Northern Ireland | | | | | |
| Norway | 19.500 | 19.500 | | 19.500 | |
| Poland | | | 2.676.000 | | |
| Portugal | 60.500 | 60.500 | | 60.500 | |
| Romania | 44.000 | 44.000 | | 44.000 | |
| Slovakia | 31.000 | 31.000 | | 31.000 | |
| Slovenia | 15.500 | 15.500 | | 15.500 | |
| Spain | 291.500 | 291.500 | | 291.500 | |
| Sweden | 25.000 | 25.000 | | 25.000 | |
| Innovation Fund | 294.000 | 294.000 | | 294.000 | |
| Modernisation Fund | 493.500 | 493.500 | | 493.500 | |
| InnoFund RRF | | | | | |
| MS RRF | | | | | |

| Week | Week 18 | | | | |
|---------------------|-------------------|---------------------|-------------|---------------------|-------------|
| Date | 01-May-2023 | 02-May-2023 | 03-May-2023 | 04-May-2023 | 05-May-2023 |
| Holiday | <i>Labour Day</i> | | | | |
| Weekday | Monday | Tuesday | Wednesday | Thursday | Friday |
| Call Trading Period | | 09.00 am - 11.00 am | | 09.00 am - 11.00 am | |
| Product Code | | T3PA | | T3PA | |
| Consolidated Volume | | 2.409.000 | | 2.409.000 | |
| Austria | | 34.500 | | 34.500 | |
| Belgium | | 60.000 | | 60.000 | |
| Bulgaria | | 99.000 | | 99.000 | |
| Croatia | | 12.500 | | 12.500 | |
| Cyprus | | 9.000 | | 9.000 | |
| Czech Republic | | 60.000 | | 60.000 | |
| Denmark | | 32.500 | | 32.500 | |
| Estonia | | 30.000 | | 30.000 | |
| Finland | | 46.500 | | 46.500 | |
| France | | 169.000 | | 169.000 | |
| Greece | | 120.000 | | 120.000 | |
| Hungary | | 35.500 | | 35.500 | |
| Iceland | | 0 | | 0 | |
| Ireland | | 11.000 | | 11.000 | |
| Italy | | 291.500 | | 291.500 | |
| Latvia | | 7.500 | | 7.500 | |
| Liechtenstein | | 0 | | 0 | |
| Lithuania | | 9.000 | | 9.000 | |
| Luxembourg | | 0 | | 0 | |
| Malta | | 3.500 | | 3.500 | |
| Netherlands | | 103.500 | | 103.500 | |
| Northern Ireland | | | | | |
| Norway | | 19.500 | | 19.500 | |
| Poland | | | | | |
| Portugal | | 60.500 | | 60.500 | |
| Romania | | 44.000 | | 44.000 | |
| Slovakia | | 31.000 | | 31.000 | |
| Slovenia | | 15.500 | | 15.500 | |
| Spain | | 291.500 | | 291.500 | |
| Sweden | | 25.000 | | 25.000 | |
| Innovation Fund | | 294.000 | | 294.000 | |
| Modernisation Fund | | 493.500 | | 493.500 | |
| InnoFund RRF | | | | | |
| MS RRF | | | | | |

| Week | Week 19 | | | | |
|---------------------|---------------------|---------------------|---------------------|---------------------|-------------|
| Date | 08-May-2023 | 09-May-2023 | 10-May-2023 | 11-May-2023 | 12-May-2023 |
| Holiday | | | | | |
| Weekday | Monday | Tuesday | Wednesday | Thursday | Friday |
| Call Trading Period | 09.00 am - 11.00 am | 09.00 am - 11.00 am | 09.00 am - 11.00 am | 09.00 am - 11.00 am | |
| Product Code | T3PA | T3PA | T3PA | T3PA | |
| Consolidated Volume | 2.409.000 | 2.409.000 | 2.676.000 | 2.409.000 | |
| Austria | 34.500 | 34.500 | | 34.500 | |
| Belgium | 60.000 | 60.000 | | 60.000 | |
| Bulgaria | 99.000 | 99.000 | | 99.000 | |
| Croatia | 12.500 | 12.500 | | 12.500 | |
| Cyprus | 9.000 | 9.000 | | 9.000 | |
| Czech Republic | 60.000 | 60.000 | | 60.000 | |
| Denmark | 32.500 | 32.500 | | 32.500 | |
| Estonia | 30.000 | 30.000 | | 30.000 | |
| Finland | 46.500 | 46.500 | | 46.500 | |
| France | 169.000 | 169.000 | | 169.000 | |
| Greece | 120.000 | 120.000 | | 120.000 | |
| Hungary | 35.500 | 35.500 | | 35.500 | |
| Iceland | 0 | 0 | | 0 | |
| Ireland | 11.000 | 11.000 | | 11.000 | |
| Italy | 291.500 | 291.500 | | 291.500 | |
| Latvia | 7.500 | 7.500 | | 7.500 | |
| Liechtenstein | 0 | 0 | | 0 | |
| Lithuania | 9.000 | 9.000 | | 9.000 | |
| Luxembourg | 0 | 0 | | 0 | |
| Malta | 3.500 | 3.500 | | 3.500 | |
| Netherlands | 103.500 | 103.500 | | 103.500 | |
| Northern Ireland | | | | | |
| Norway | 19.500 | 19.500 | | 19.500 | |
| Poland | | | 2.676.000 | | |
| Portugal | 60.500 | 60.500 | | 60.500 | |
| Romania | 44.000 | 44.000 | | 44.000 | |
| Slovakia | 31.000 | 31.000 | | 31.000 | |
| Slovenia | 15.500 | 15.500 | | 15.500 | |
| Spain | 291.500 | 291.500 | | 291.500 | |
| Sweden | 25.000 | 25.000 | | 25.000 | |
| Innovation Fund | 294.000 | 294.000 | | 294.000 | |
| Modernisation Fund | 493.500 | 493.500 | | 493.500 | |
| InnoFund RRF | | | | | |
| MS RRF | | | | | |

| Week | Week 20 | | | | |
|---------------------|---------------------|---------------------|-------------|----------------------|-------------|
| Date | 15-May-2023 | 16-May-2023 | 17-May-2023 | 18-May-2023 | 19-May-2023 |
| Holiday | | | | <i>Ascension Day</i> | |
| Weekday | Monday | Tuesday | Wednesday | Thursday | Friday |
| Call Trading Period | 09.00 am - 11.00 am | 09.00 am - 11.00 am | | | |
| Product Code | T3PA | T3PA | | | |
| Consolidated Volume | 2.409.000 | 2.409.000 | | | |
| Austria | 34.500 | 34.500 | | | |
| Belgium | 60.000 | 60.000 | | | |
| Bulgaria | 99.000 | 99.000 | | | |
| Croatia | 12.500 | 12.500 | | | |
| Cyprus | 9.000 | 9.000 | | | |
| Czech Republic | 60.000 | 60.000 | | | |
| Denmark | 32.500 | 32.500 | | | |
| Estonia | 30.000 | 30.000 | | | |
| Finland | 46.500 | 46.500 | | | |
| France | 169.000 | 169.000 | | | |
| Greece | 120.000 | 120.000 | | | |
| Hungary | 35.500 | 35.500 | | | |
| Iceland | 0 | 0 | | | |
| Ireland | 11.000 | 11.000 | | | |
| Italy | 291.500 | 291.500 | | | |
| Latvia | 7.500 | 7.500 | | | |
| Liechtenstein | 0 | 0 | | | |
| Lithuania | 9.000 | 9.000 | | | |
| Luxembourg | 0 | 0 | | | |
| Malta | 3.500 | 3.500 | | | |
| Netherlands | 103.500 | 103.500 | | | |
| Northern Ireland | | | | | |
| Norway | 19.500 | 19.500 | | | |
| Poland | | | | | |
| Portugal | 60.500 | 60.500 | | | |
| Romania | 44.000 | 44.000 | | | |
| Slovakia | 31.000 | 31.000 | | | |
| Slovenia | 15.500 | 15.500 | | | |
| Spain | 291.500 | 291.500 | | | |
| Sweden | 25.000 | 25.000 | | | |
| Innovation Fund | 294.000 | 294.000 | | | |
| Modernisation Fund | 493.500 | 493.500 | | | |
| InnoFund RRF | | | | | |
| MS RRF | | | | | |

| Week | Week 21 | | | | |
|---------------------|---------------------|---------------------|---------------------|---------------------|-------------|
| Date | 22-May-2023 | 23-May-2023 | 24-May-2023 | 25-May-2023 | 26-May-2023 |
| Holiday | | | | | |
| Weekday | Monday | Tuesday | Wednesday | Thursday | Friday |
| Call Trading Period | 09.00 am - 11.00 am | 09.00 am - 11.00 am | 09.00 am - 11.00 am | 09.00 am - 11.00 am | |
| Product Code | T3PA | T3PA | T3PA | T3PA | |
| Consolidated Volume | 2.409.000 | 2.409.000 | 2.676.000 | 2.409.000 | |
| Austria | 34.500 | 34.500 | | 34.500 | |
| Belgium | 60.000 | 60.000 | | 60.000 | |
| Bulgaria | 99.000 | 99.000 | | 99.000 | |
| Croatia | 12.500 | 12.500 | | 12.500 | |
| Cyprus | 9.000 | 9.000 | | 9.000 | |
| Czech Republic | 60.000 | 60.000 | | 60.000 | |
| Denmark | 32.500 | 32.500 | | 32.500 | |
| Estonia | 30.000 | 30.000 | | 30.000 | |
| Finland | 46.500 | 46.500 | | 46.500 | |
| France | 169.000 | 169.000 | | 169.000 | |
| Greece | 120.000 | 120.000 | | 120.000 | |
| Hungary | 35.500 | 35.500 | | 35.500 | |
| Iceland | 0 | 0 | | 0 | |
| Ireland | 11.000 | 11.000 | | 11.000 | |
| Italy | 291.500 | 291.500 | | 291.500 | |
| Latvia | 7.500 | 7.500 | | 7.500 | |
| Liechtenstein | 0 | 0 | | 0 | |
| Lithuania | 9.000 | 9.000 | | 9.000 | |
| Luxembourg | 0 | 0 | | 0 | |
| Malta | 3.500 | 3.500 | | 3.500 | |
| Netherlands | 103.500 | 103.500 | | 103.500 | |
| Northern Ireland | | | | | |
| Norway | 19.500 | 19.500 | | 19.500 | |
| Poland | | | 2.676.000 | | |
| Portugal | 60.500 | 60.500 | | 60.500 | |
| Romania | 44.000 | 44.000 | | 44.000 | |
| Slovakia | 31.000 | 31.000 | | 31.000 | |
| Slovenia | 15.500 | 15.500 | | 15.500 | |
| Spain | 291.500 | 291.500 | | 291.500 | |
| Sweden | 25.000 | 25.000 | | 25.000 | |
| Innovation Fund | 294.000 | 294.000 | | 294.000 | |
| Modernisation Fund | 493.500 | 493.500 | | 493.500 | |
| InnoFund RRF | | | | | |
| MS RRF | | | | | |

| Week | Week 22 | | | | |
|---------------------|--------------------|---------------------|-------------|---------------------|-------------|
| Date | 29-May-2023 | 30-May-2023 | 31-May-2023 | 01-Jun-2023 | 02-Jun-2023 |
| Holiday | <i>Whit Monday</i> | | | | |
| Weekday | Monday | Tuesday | Wednesday | Thursday | Friday |
| Call Trading Period | | 09.00 am - 11.00 am | | 09.00 am - 11.00 am | |
| Product Code | | T3PA | | T3PA | |
| Consolidated Volume | | 2.409.000 | | 2.409.000 | |
| Austria | | 34.500 | | 34.500 | |
| Belgium | | 60.000 | | 60.000 | |
| Bulgaria | | 99.000 | | 99.000 | |
| Croatia | | 12.500 | | 12.500 | |
| Cyprus | | 9.000 | | 9.000 | |
| Czech Republic | | 60.000 | | 60.000 | |
| Denmark | | 32.500 | | 32.500 | |
| Estonia | | 30.000 | | 30.000 | |
| Finland | | 46.500 | | 46.500 | |
| France | | 169.000 | | 169.000 | |
| Greece | | 120.000 | | 120.000 | |
| Hungary | | 35.500 | | 35.500 | |
| Iceland | | 0 | | 0 | |
| Ireland | | 11.000 | | 11.000 | |
| Italy | | 291.500 | | 291.500 | |
| Latvia | | 7.500 | | 7.500 | |
| Liechtenstein | | 0 | | 0 | |
| Lithuania | | 9.000 | | 9.000 | |
| Luxembourg | | 0 | | 0 | |
| Malta | | 3.500 | | 3.500 | |
| Netherlands | | 103.500 | | 103.500 | |
| Northern Ireland | | | | | |
| Norway | | 19.500 | | 19.500 | |
| Poland | | | | | |
| Portugal | | 60.500 | | 60.500 | |
| Romania | | 44.000 | | 44.000 | |
| Slovakia | | 31.000 | | 31.000 | |
| Slovenia | | 15.500 | | 15.500 | |
| Spain | | 291.500 | | 291.500 | |
| Sweden | | 25.000 | | 25.000 | |
| Innovation Fund | | 294.000 | | 294.000 | |
| Modernisation Fund | | 493.500 | | 493.500 | |
| InnoFund RRF | | | | | |
| MS RRF | | | | | |

| Week | Week 23 | | | | |
|---------------------|---------------------|---------------------|---------------------|---------------------|-------------|
| Date | 05-Jun-2023 | 06-Jun-2023 | 07-Jun-2023 | 08-Jun-2023 | 09-Jun-2023 |
| Holiday | | | | | |
| Weekday | Monday | Tuesday | Wednesday | Thursday | Friday |
| Call Trading Period | 09.00 am - 11.00 am | 09.00 am - 11.00 am | 09.00 am - 11.00 am | 09.00 am - 11.00 am | |
| Product Code | T3PA | T3PA | T3PA | T3PA | |
| Consolidated Volume | 2.409.000 | 2.409.000 | 2.676.000 | 2.409.000 | |
| Austria | 34.500 | 34.500 | | 34.500 | |
| Belgium | 60.000 | 60.000 | | 60.000 | |
| Bulgaria | 99.000 | 99.000 | | 99.000 | |
| Croatia | 12.500 | 12.500 | | 12.500 | |
| Cyprus | 9.000 | 9.000 | | 9.000 | |
| Czech Republic | 60.000 | 60.000 | | 60.000 | |
| Denmark | 32.500 | 32.500 | | 32.500 | |
| Estonia | 30.000 | 30.000 | | 30.000 | |
| Finland | 46.500 | 46.500 | | 46.500 | |
| France | 169.000 | 169.000 | | 169.000 | |
| Greece | 120.000 | 120.000 | | 120.000 | |
| Hungary | 35.500 | 35.500 | | 35.500 | |
| Iceland | 0 | 0 | | 0 | |
| Ireland | 11.000 | 11.000 | | 11.000 | |
| Italy | 291.500 | 291.500 | | 291.500 | |
| Latvia | 7.500 | 7.500 | | 7.500 | |
| Liechtenstein | 0 | 0 | | 0 | |
| Lithuania | 9.000 | 9.000 | | 9.000 | |
| Luxembourg | 0 | 0 | | 0 | |
| Malta | 3.500 | 3.500 | | 3.500 | |
| Netherlands | 103.500 | 103.500 | | 103.500 | |
| Northern Ireland | | | | | |
| Norway | 19.500 | 19.500 | | 19.500 | |
| Poland | | | 2.676.000 | | |
| Portugal | 60.500 | 60.500 | | 60.500 | |
| Romania | 44.000 | 44.000 | | 44.000 | |
| Slovakia | 31.000 | 31.000 | | 31.000 | |
| Slovenia | 15.500 | 15.500 | | 15.500 | |
| Spain | 291.500 | 291.500 | | 291.500 | |
| Sweden | 25.000 | 25.000 | | 25.000 | |
| Innovation Fund | 294.000 | 294.000 | | 294.000 | |
| Modernisation Fund | 493.500 | 493.500 | | 493.500 | |
| InnoFund RRF | | | | | |
| MS RRF | | | | | |

| Week | Week 24 | | | | |
|---------------------|---------------------|---------------------|-------------|---------------------|-------------|
| Date | 12-Jun-2023 | 13-Jun-2023 | 14-Jun-2023 | 15-Jun-2023 | 16-Jun-2023 |
| Holiday | | | | | |
| Weekday | Monday | Tuesday | Wednesday | Thursday | Friday |
| Call Trading Period | 09.00 am - 11.00 am | 09.00 am - 11.00 am | | 09.00 am - 11.00 am | |
| Product Code | T3PA | T3PA | | T3PA | |
| Consolidated Volume | 2.409.000 | 2.409.000 | | 2.409.000 | |
| Austria | 34.500 | 34.500 | | 34.500 | |
| Belgium | 60.000 | 60.000 | | 60.000 | |
| Bulgaria | 99.000 | 99.000 | | 99.000 | |
| Croatia | 12.500 | 12.500 | | 12.500 | |
| Cyprus | 9.000 | 9.000 | | 9.000 | |
| Czech Republic | 60.000 | 60.000 | | 60.000 | |
| Denmark | 32.500 | 32.500 | | 32.500 | |
| Estonia | 30.000 | 30.000 | | 30.000 | |
| Finland | 46.500 | 46.500 | | 46.500 | |
| France | 169.000 | 169.000 | | 169.000 | |
| Greece | 120.000 | 120.000 | | 120.000 | |
| Hungary | 35.500 | 35.500 | | 35.500 | |
| Iceland | 0 | 0 | | 0 | |
| Ireland | 11.000 | 11.000 | | 11.000 | |
| Italy | 291.500 | 291.500 | | 291.500 | |
| Latvia | 7.500 | 7.500 | | 7.500 | |
| Liechtenstein | 0 | 0 | | 0 | |
| Lithuania | 9.000 | 9.000 | | 9.000 | |
| Luxembourg | 0 | 0 | | 0 | |
| Malta | 3.500 | 3.500 | | 3.500 | |
| Netherlands | 103.500 | 103.500 | | 103.500 | |
| Northern Ireland | | | | | |
| Norway | 19.500 | 19.500 | | 19.500 | |
| Poland | | | | | |
| Portugal | 60.500 | 60.500 | | 60.500 | |
| Romania | 44.000 | 44.000 | | 44.000 | |
| Slovakia | 31.000 | 31.000 | | 31.000 | |
| Slovenia | 15.500 | 15.500 | | 15.500 | |
| Spain | 291.500 | 291.500 | | 291.500 | |
| Sweden | 25.000 | 25.000 | | 25.000 | |
| Innovation Fund | 294.000 | 294.000 | | 294.000 | |
| Modernisation Fund | 493.500 | 493.500 | | 493.500 | |
| InnoFund RRF | | | | | |
| MS RRF | | | | | |

| Week | Week 25 | | | | |
|---------------------|---------------------|---------------------|---------------------|---------------------|-------------|
| Date | 19-Jun-2023 | 20-Jun-2023 | 21-Jun-2023 | 22-Jun-2023 | 23-Jun-2023 |
| Holiday | | | | | |
| Weekday | Monday | Tuesday | Wednesday | Thursday | Friday |
| Call Trading Period | 09.00 am - 11.00 am | 09.00 am - 11.00 am | 09.00 am - 11.00 am | 09.00 am - 11.00 am | |
| Product Code | T3PA | T3PA | T3PA | T3PA | |
| Consolidated Volume | 2.409.000 | 2.409.000 | 2.676.000 | 2.409.000 | |
| Austria | 34.500 | 34.500 | | 34.500 | |
| Belgium | 60.000 | 60.000 | | 60.000 | |
| Bulgaria | 99.000 | 99.000 | | 99.000 | |
| Croatia | 12.500 | 12.500 | | 12.500 | |
| Cyprus | 9.000 | 9.000 | | 9.000 | |
| Czech Republic | 60.000 | 60.000 | | 60.000 | |
| Denmark | 32.500 | 32.500 | | 32.500 | |
| Estonia | 30.000 | 30.000 | | 30.000 | |
| Finland | 46.500 | 46.500 | | 46.500 | |
| France | 169.000 | 169.000 | | 169.000 | |
| Greece | 120.000 | 120.000 | | 120.000 | |
| Hungary | 35.500 | 35.500 | | 35.500 | |
| Iceland | 0 | 0 | | 0 | |
| Ireland | 11.000 | 11.000 | | 11.000 | |
| Italy | 291.500 | 291.500 | | 291.500 | |
| Latvia | 7.500 | 7.500 | | 7.500 | |
| Liechtenstein | 0 | 0 | | 0 | |
| Lithuania | 9.000 | 9.000 | | 9.000 | |
| Luxembourg | 0 | 0 | | 0 | |
| Malta | 3.500 | 3.500 | | 3.500 | |
| Netherlands | 103.500 | 103.500 | | 103.500 | |
| Northern Ireland | | | | | |
| Norway | 19.500 | 19.500 | | 19.500 | |
| Poland | | | 2.676.000 | | |
| Portugal | 60.500 | 60.500 | | 60.500 | |
| Romania | 44.000 | 44.000 | | 44.000 | |
| Slovakia | 31.000 | 31.000 | | 31.000 | |
| Slovenia | 15.500 | 15.500 | | 15.500 | |
| Spain | 291.500 | 291.500 | | 291.500 | |
| Sweden | 25.000 | 25.000 | | 25.000 | |
| Innovation Fund | 294.000 | 294.000 | | 294.000 | |
| Modernisation Fund | 493.500 | 493.500 | | 493.500 | |
| InnoFund RRF | | | | | |
| MS RRF | | | | | |

| Week | Week 26 | | | | |
|---------------------|---------------------|---------------------|-------------|---------------------|-------------|
| Date | 26-Jun-2023 | 27-Jun-2023 | 28-Jun-2023 | 29-Jun-2023 | 30-Jun-2023 |
| Holiday | | | | | |
| Weekday | Monday | Tuesday | Wednesday | Thursday | Friday |
| Call Trading Period | 09.00 am - 11.00 am | 09.00 am - 11.00 am | | 09.00 am - 11.00 am | |
| Product Code | T3PA | T3PA | | T3PA | |
| Consolidated Volume | 2.409.000 | 2.410.000 | | 2.409.000 | |
| Austria | 34.500 | 34.500 | | 34.500 | |
| Belgium | 60.000 | 60.000 | | 60.000 | |
| Bulgaria | 99.000 | 99.000 | | 99.000 | |
| Croatia | 12.500 | 12.500 | | 12.500 | |
| Cyprus | 9.000 | 9.000 | | 9.000 | |
| Czech Republic | 60.000 | 60.000 | | 60.000 | |
| Denmark | 32.500 | 32.500 | | 32.500 | |
| Estonia | 30.000 | 30.000 | | 30.000 | |
| Finland | 46.500 | 46.500 | | 46.500 | |
| France | 169.000 | 169.000 | | 169.000 | |
| Greece | 120.000 | 120.000 | | 120.000 | |
| Hungary | 35.500 | 35.500 | | 35.500 | |
| Iceland | 0 | 0 | | 0 | |
| Ireland | 11.000 | 11.000 | | 11.000 | |
| Italy | 291.500 | 291.500 | | 291.500 | |
| Latvia | 7.500 | 7.500 | | 7.500 | |
| Liechtenstein | 0 | 1.000 | | 0 | |
| Lithuania | 9.000 | 9.000 | | 9.000 | |
| Luxembourg | 0 | 0 | | 0 | |
| Malta | 3.500 | 3.500 | | 3.500 | |
| Netherlands | 103.500 | 103.500 | | 103.500 | |
| Northern Ireland | | | | | |
| Norway | 19.500 | 19.500 | | 19.500 | |
| Poland | | | | | |
| Portugal | 60.500 | 60.500 | | 60.500 | |
| Romania | 44.000 | 44.000 | | 44.000 | |
| Slovakia | 31.000 | 31.000 | | 31.000 | |
| Slovenia | 15.500 | 15.500 | | 15.500 | |
| Spain | 291.500 | 291.500 | | 291.500 | |
| Sweden | 25.000 | 25.000 | | 25.000 | |
| Innovation Fund | 294.000 | 294.000 | | 294.000 | |
| Modernisation Fund | 493.500 | 493.500 | | 493.500 | |
| InnoFund RRF | | | | | |
| MS RRF | | | | | |

| Week | Week 27 | | | | |
|---------------------|---------------------|---------------------|---------------------|---------------------|-------------|
| Date | 03-Jul-2023 | 04-Jul-2023 | 05-Jul-2023 | 06-Jul-2023 | 07-Jul-2023 |
| Holiday | | | | | |
| Weekday | Monday | Tuesday | Wednesday | Thursday | Friday |
| Call Trading Period | 09.00 am - 11.00 am | 09.00 am - 11.00 am | 09.00 am - 11.00 am | 09.00 am - 11.00 am | |
| Product Code | T3PA | T3PA | T3PA | T3PA | |
| Consolidated Volume | 2.658.000 | 2.658.000 | 2.676.000 | 2.658.000 | |
| Austria | 34.500 | 34.500 | | 34.500 | |
| Belgium | 60.000 | 60.000 | | 60.000 | |
| Bulgaria | 99.000 | 99.000 | | 99.000 | |
| Croatia | 12.500 | 12.500 | | 12.500 | |
| Cyprus | 9.000 | 9.000 | | 9.000 | |
| Czech Republic | 60.000 | 60.000 | | 60.000 | |
| Denmark | 32.500 | 32.500 | | 32.500 | |
| Estonia | 30.000 | 30.000 | | 30.000 | |
| Finland | 46.500 | 46.500 | | 46.500 | |
| France | 169.000 | 169.000 | | 169.000 | |
| Greece | 120.000 | 120.000 | | 120.000 | |
| Hungary | 35.500 | 35.500 | | 35.500 | |
| Iceland | 0 | 0 | | 0 | |
| Ireland | 11.000 | 11.000 | | 11.000 | |
| Italy | 291.500 | 291.500 | | 291.500 | |
| Latvia | 7.500 | 7.500 | | 7.500 | |
| Liechtenstein | 0 | 0 | | 0 | |
| Lithuania | 9.000 | 9.000 | | 9.000 | |
| Luxembourg | 0 | 0 | | 0 | |
| Malta | 3.500 | 3.500 | | 3.500 | |
| Netherlands | 103.500 | 103.500 | | 103.500 | |
| Northern Ireland | | | | | |
| Norway | 19.500 | 19.500 | | 19.500 | |
| Poland | | | 2.676.000 | | |
| Portugal | 60.500 | 60.500 | | 60.500 | |
| Romania | 44.000 | 44.000 | | 44.000 | |
| Slovakia | 31.000 | 31.000 | | 31.000 | |
| Slovenia | 15.500 | 15.500 | | 15.500 | |
| Spain | 291.500 | 291.500 | | 291.500 | |
| Sweden | 25.000 | 25.000 | | 25.000 | |
| Innovation Fund | 0 | 0 | | 0 | |
| Modernisation Fund | 493.500 | 493.500 | | 493.500 | |
| InnoFund RRF | 294.000 | 294.000 | | 294.000 | |
| MS RRF | 249.000 | 249.000 | | 249.000 | |

| Week | Week 28 | | | | |
|---------------------|---------------------|---------------------|-------------|---------------------|-------------|
| Date | 10-Jul-2023 | 11-Jul-2023 | 12-Jul-2023 | 13-Jul-2023 | 14-Jul-2023 |
| Holiday | | | | | |
| Weekday | Monday | Tuesday | Wednesday | Thursday | Friday |
| Call Trading Period | 09.00 am - 11.00 am | 09.00 am - 11.00 am | | 09.00 am - 11.00 am | |
| Product Code | T3PA | T3PA | | T3PA | |
| Consolidated Volume | 2.658.000 | 2.658.000 | | 2.658.000 | |
| Austria | 34.500 | 34.500 | | 34.500 | |
| Belgium | 60.000 | 60.000 | | 60.000 | |
| Bulgaria | 99.000 | 99.000 | | 99.000 | |
| Croatia | 12.500 | 12.500 | | 12.500 | |
| Cyprus | 9.000 | 9.000 | | 9.000 | |
| Czech Republic | 60.000 | 60.000 | | 60.000 | |
| Denmark | 32.500 | 32.500 | | 32.500 | |
| Estonia | 30.000 | 30.000 | | 30.000 | |
| Finland | 46.500 | 46.500 | | 46.500 | |
| France | 169.000 | 169.000 | | 169.000 | |
| Greece | 120.000 | 120.000 | | 120.000 | |
| Hungary | 35.500 | 35.500 | | 35.500 | |
| Iceland | 0 | 0 | | 0 | |
| Ireland | 11.000 | 11.000 | | 11.000 | |
| Italy | 291.500 | 291.500 | | 291.500 | |
| Latvia | 7.500 | 7.500 | | 7.500 | |
| Liechtenstein | 0 | 0 | | 0 | |
| Lithuania | 9.000 | 9.000 | | 9.000 | |
| Luxembourg | 0 | 0 | | 0 | |
| Malta | 3.500 | 3.500 | | 3.500 | |
| Netherlands | 103.500 | 103.500 | | 103.500 | |
| Northern Ireland | | | | | |
| Norway | 19.500 | 19.500 | | 19.500 | |
| Poland | | | | | |
| Portugal | 60.500 | 60.500 | | 60.500 | |
| Romania | 44.000 | 44.000 | | 44.000 | |
| Slovakia | 31.000 | 31.000 | | 31.000 | |
| Slovenia | 15.500 | 15.500 | | 15.500 | |
| Spain | 291.500 | 291.500 | | 291.500 | |
| Sweden | 25.000 | 25.000 | | 25.000 | |
| Innovation Fund | 0 | 0 | | 0 | |
| Modernisation Fund | 493.500 | 493.500 | | 493.500 | |
| InnoFund RRF | 294.000 | 294.000 | | 294.000 | |
| MS RRF | 249.000 | 249.000 | | 249.000 | |

| Week | Week 29 | | | | |
|---------------------|---------------------|---------------------|---------------------|---------------------|-------------|
| Date | 17-Jul-2023 | 18-Jul-2023 | 19-Jul-2023 | 20-Jul-2023 | 21-Jul-2023 |
| Holiday | | | | | |
| Weekday | Monday | Tuesday | Wednesday | Thursday | Friday |
| Call Trading Period | 09.00 am - 11.00 am | 09.00 am - 11.00 am | 09.00 am - 11.00 am | 09.00 am - 11.00 am | |
| Product Code | T3PA | T3PA | T3PA | T3PA | |
| Consolidated Volume | 2.658.000 | 2.658.000 | 2.676.000 | 2.658.000 | |
| Austria | 34.500 | 34.500 | | 34.500 | |
| Belgium | 60.000 | 60.000 | | 60.000 | |
| Bulgaria | 99.000 | 99.000 | | 99.000 | |
| Croatia | 12.500 | 12.500 | | 12.500 | |
| Cyprus | 9.000 | 9.000 | | 9.000 | |
| Czech Republic | 60.000 | 60.000 | | 60.000 | |
| Denmark | 32.500 | 32.500 | | 32.500 | |
| Estonia | 30.000 | 30.000 | | 30.000 | |
| Finland | 46.500 | 46.500 | | 46.500 | |
| France | 169.000 | 169.000 | | 169.000 | |
| Greece | 120.000 | 120.000 | | 120.000 | |
| Hungary | 35.500 | 35.500 | | 35.500 | |
| Iceland | 0 | 0 | | 0 | |
| Ireland | 11.000 | 11.000 | | 11.000 | |
| Italy | 291.500 | 291.500 | | 291.500 | |
| Latvia | 7.500 | 7.500 | | 7.500 | |
| Liechtenstein | 0 | 0 | | 0 | |
| Lithuania | 9.000 | 9.000 | | 9.000 | |
| Luxembourg | 0 | 0 | | 0 | |
| Malta | 3.500 | 3.500 | | 3.500 | |
| Netherlands | 103.500 | 103.500 | | 103.500 | |
| Northern Ireland | | | | | |
| Norway | 19.500 | 19.500 | | 19.500 | |
| Poland | | | 2.676.000 | | |
| Portugal | 60.500 | 60.500 | | 60.500 | |
| Romania | 44.000 | 44.000 | | 44.000 | |
| Slovakia | 31.000 | 31.000 | | 31.000 | |
| Slovenia | 15.500 | 15.500 | | 15.500 | |
| Spain | 291.500 | 291.500 | | 291.500 | |
| Sweden | 25.000 | 25.000 | | 25.000 | |
| Innovation Fund | 0 | 0 | | 0 | |
| Modernisation Fund | 493.500 | 493.500 | | 493.500 | |
| InnoFund RRF | 294.000 | 294.000 | | 294.000 | |
| MS RRF | 249.000 | 249.000 | | 249.000 | |

| Week | Week 30 | | | | |
|---------------------|---------------------|---------------------|-------------|---------------------|-------------|
| Date | 24-Jul-2023 | 25-Jul-2023 | 26-Jul-2023 | 27-Jul-2023 | 28-Jul-2023 |
| Holiday | | | | | |
| Weekday | Monday | Tuesday | Wednesday | Thursday | Friday |
| Call Trading Period | 09.00 am - 11.00 am | 09.00 am - 11.00 am | | 09.00 am - 11.00 am | |
| Product Code | T3PA | T3PA | | T3PA | |
| Consolidated Volume | 2.658.000 | 2.658.000 | | 2.658.000 | |
| Austria | 34.500 | 34.500 | | 34.500 | |
| Belgium | 60.000 | 60.000 | | 60.000 | |
| Bulgaria | 99.000 | 99.000 | | 99.000 | |
| Croatia | 12.500 | 12.500 | | 12.500 | |
| Cyprus | 9.000 | 9.000 | | 9.000 | |
| Czech Republic | 60.000 | 60.000 | | 60.000 | |
| Denmark | 32.500 | 32.500 | | 32.500 | |
| Estonia | 30.000 | 30.000 | | 30.000 | |
| Finland | 46.500 | 46.500 | | 46.500 | |
| France | 169.000 | 169.000 | | 169.000 | |
| Greece | 120.000 | 120.000 | | 120.000 | |
| Hungary | 35.500 | 35.500 | | 35.500 | |
| Iceland | 0 | 0 | | 0 | |
| Ireland | 11.000 | 11.000 | | 11.000 | |
| Italy | 291.500 | 291.500 | | 291.500 | |
| Latvia | 7.500 | 7.500 | | 7.500 | |
| Liechtenstein | 0 | 0 | | 0 | |
| Lithuania | 9.000 | 9.000 | | 9.000 | |
| Luxembourg | 0 | 0 | | 0 | |
| Malta | 3.500 | 3.500 | | 3.500 | |
| Netherlands | 103.500 | 103.500 | | 103.500 | |
| Northern Ireland | | | | | |
| Norway | 19.500 | 19.500 | | 19.500 | |
| Poland | | | | | |
| Portugal | 60.500 | 60.500 | | 60.500 | |
| Romania | 44.000 | 44.000 | | 44.000 | |
| Slovakia | 31.000 | 31.000 | | 31.000 | |
| Slovenia | 15.500 | 15.500 | | 15.500 | |
| Spain | 291.500 | 291.500 | | 291.500 | |
| Sweden | 25.000 | 25.000 | | 25.000 | |
| Innovation Fund | 0 | 0 | | 0 | |
| Modernisation Fund | 493.500 | 493.500 | | 493.500 | |
| InnoFund RRF | 294.000 | 294.000 | | 294.000 | |
| MS RRF | 249.000 | 249.000 | | 249.000 | |

| Week | Week 31 | | | | |
|---------------------|---------------------|---------------------|---------------------|---------------------|-------------|
| Date | 31-Jul-2023 | 01-Aug-2023 | 02-Aug-2023 | 03-Aug-2023 | 04-Aug-2023 |
| Holiday | | | | | |
| Weekday | Monday | Tuesday | Wednesday | Thursday | Friday |
| Call Trading Period | 09.00 am - 11.00 am | 09.00 am - 11.00 am | 09.00 am - 11.00 am | 09.00 am - 11.00 am | |
| Product Code | T3PA | T3PA | T3PA | T3PA | |
| Consolidated Volume | 2.658.000 | 1.329.000 | 1.338.000 | 1.329.000 | |
| Austria | 34.500 | 17.500 | | 17.500 | |
| Belgium | 60.000 | 30.000 | | 30.000 | |
| Bulgaria | 99.000 | 49.000 | | 49.000 | |
| Croatia | 12.500 | 6.500 | | 6.500 | |
| Cyprus | 9.000 | 5.000 | | 5.000 | |
| Czech Republic | 60.000 | 30.000 | | 30.000 | |
| Denmark | 32.500 | 16.500 | | 16.500 | |
| Estonia | 30.000 | 15.000 | | 15.000 | |
| Finland | 46.500 | 23.000 | | 23.000 | |
| France | 169.000 | 84.500 | | 84.500 | |
| Greece | 120.000 | 60.000 | | 60.000 | |
| Hungary | 35.500 | 18.000 | | 18.000 | |
| Iceland | 0 | 0 | | 0 | |
| Ireland | 11.000 | 5.500 | | 5.500 | |
| Italy | 291.500 | 145.000 | | 145.000 | |
| Latvia | 7.500 | 3.500 | | 3.500 | |
| Liechtenstein | 0 | 0 | | 0 | |
| Lithuania | 9.000 | 5.000 | | 5.000 | |
| Luxembourg | 0 | 0 | | 0 | |
| Malta | 3.500 | 1.500 | | 1.500 | |
| Netherlands | 103.500 | 52.000 | | 52.000 | |
| Northern Ireland | | | | | |
| Norway | 19.500 | 10.000 | | 10.000 | |
| Poland | | | 1.338.000 | | |
| Portugal | 60.500 | 30.500 | | 30.500 | |
| Romania | 44.000 | 21.500 | | 21.500 | |
| Slovakia | 31.000 | 15.000 | | 15.000 | |
| Slovenia | 15.500 | 8.000 | | 8.000 | |
| Spain | 291.500 | 146.000 | | 146.000 | |
| Sweden | 25.000 | 12.500 | | 12.500 | |
| Innovation Fund | 0 | 0 | | 0 | |
| Modernisation Fund | 493.500 | 246.500 | | 246.500 | |
| InnoFund RRF | 294.000 | 147.000 | | 147.000 | |
| MS RRF | 249.000 | 124.500 | | 124.500 | |

| Week | Week 32 | | | | |
|---------------------|---------------------|---------------------|-------------|---------------------|-------------|
| Date | 07-Aug-2023 | 08-Aug-2023 | 09-Aug-2023 | 10-Aug-2023 | 11-Aug-2023 |
| Holiday | | | | | |
| Weekday | Monday | Tuesday | Wednesday | Thursday | Friday |
| Call Trading Period | 09.00 am - 11.00 am | 09.00 am - 11.00 am | | 09.00 am - 11.00 am | |
| Product Code | T3PA | T3PA | | T3PA | |
| Consolidated Volume | 1.329.000 | 1.329.000 | | 1.329.000 | |
| Austria | 17.500 | 17.500 | | 17.500 | |
| Belgium | 30.000 | 30.000 | | 30.000 | |
| Bulgaria | 49.000 | 49.000 | | 49.000 | |
| Croatia | 6.500 | 6.500 | | 6.500 | |
| Cyprus | 5.000 | 5.000 | | 5.000 | |
| Czech Republic | 30.000 | 30.000 | | 30.000 | |
| Denmark | 16.500 | 16.500 | | 16.500 | |
| Estonia | 15.000 | 15.000 | | 15.000 | |
| Finland | 23.000 | 23.000 | | 23.000 | |
| France | 84.500 | 84.500 | | 84.500 | |
| Greece | 60.000 | 60.000 | | 60.000 | |
| Hungary | 18.000 | 18.000 | | 18.000 | |
| Iceland | 0 | 0 | | 0 | |
| Ireland | 5.500 | 5.500 | | 5.500 | |
| Italy | 145.000 | 145.000 | | 145.000 | |
| Latvia | 3.500 | 3.500 | | 3.500 | |
| Liechtenstein | 0 | 0 | | 0 | |
| Lithuania | 5.000 | 5.000 | | 5.000 | |
| Luxembourg | 0 | 0 | | 0 | |
| Malta | 1.500 | 1.500 | | 1.500 | |
| Netherlands | 52.000 | 52.000 | | 52.000 | |
| Northern Ireland | | | | | |
| Norway | 10.000 | 10.000 | | 10.000 | |
| Poland | | | | | |
| Portugal | 30.500 | 30.500 | | 30.500 | |
| Romania | 21.500 | 21.500 | | 21.500 | |
| Slovakia | 15.000 | 15.000 | | 15.000 | |
| Slovenia | 8.000 | 8.000 | | 8.000 | |
| Spain | 146.000 | 146.000 | | 146.000 | |
| Sweden | 12.500 | 12.500 | | 12.500 | |
| Innovation Fund | 0 | 0 | | 0 | |
| Modernisation Fund | 246.500 | 246.500 | | 246.500 | |
| InnoFund RRF | 147.000 | 147.000 | | 147.000 | |
| MS RRF | 124.500 | 124.500 | | 124.500 | |

| Week | Week 33 | | | | |
|---------------------|---------------------|---------------------|---------------------|---------------------|-------------|
| Date | 14-Aug-2023 | 15-Aug-2023 | 16-Aug-2023 | 17-Aug-2023 | 18-Aug-2023 |
| Holiday | | | | | |
| Weekday | Monday | Tuesday | Wednesday | Thursday | Friday |
| Call Trading Period | 09.00 am - 11.00 am | 09.00 am - 11.00 am | 09.00 am - 11.00 am | 09.00 am - 11.00 am | |
| Product Code | T3PA | T3PA | T3PA | T3PA | |
| Consolidated Volume | 1.329.000 | 1.329.000 | 1.338.000 | 1.329.000 | |
| Austria | 17.500 | 17.500 | | 17.500 | |
| Belgium | 30.000 | 30.000 | | 30.000 | |
| Bulgaria | 49.000 | 49.000 | | 49.000 | |
| Croatia | 6.500 | 6.500 | | 6.500 | |
| Cyprus | 5.000 | 5.000 | | 5.000 | |
| Czech Republic | 30.000 | 30.000 | | 30.000 | |
| Denmark | 16.500 | 16.500 | | 16.500 | |
| Estonia | 15.000 | 15.000 | | 15.000 | |
| Finland | 23.000 | 23.000 | | 23.000 | |
| France | 84.500 | 84.500 | | 84.500 | |
| Greece | 60.000 | 60.000 | | 60.000 | |
| Hungary | 18.000 | 18.000 | | 18.000 | |
| Iceland | 0 | 0 | | 0 | |
| Ireland | 5.500 | 5.500 | | 5.500 | |
| Italy | 145.000 | 145.000 | | 145.000 | |
| Latvia | 3.500 | 3.500 | | 3.500 | |
| Liechtenstein | 0 | 0 | | 0 | |
| Lithuania | 5.000 | 5.000 | | 5.000 | |
| Luxembourg | 0 | 0 | | 0 | |
| Malta | 1.500 | 1.500 | | 1.500 | |
| Netherlands | 52.000 | 52.000 | | 52.000 | |
| Northern Ireland | | | | | |
| Norway | 10.000 | 10.000 | | 10.000 | |
| Poland | | | 1.338.000 | | |
| Portugal | 30.500 | 30.500 | | 30.500 | |
| Romania | 21.500 | 21.500 | | 21.500 | |
| Slovakia | 15.000 | 15.000 | | 15.000 | |
| Slovenia | 8.000 | 8.000 | | 8.000 | |
| Spain | 146.000 | 146.000 | | 146.000 | |
| Sweden | 12.500 | 12.500 | | 12.500 | |
| Innovation Fund | 0 | 0 | | 0 | |
| Modernisation Fund | 246.500 | 246.500 | | 246.500 | |
| InnoFund RRF | 147.000 | 147.000 | | 147.000 | |
| MS RRF | 124.500 | 124.500 | | 124.500 | |

| Week | Week 34 | | | | |
|---------------------|---------------------|---------------------|-------------|---------------------|-------------|
| Date | 21-Aug-2023 | 22-Aug-2023 | 23-Aug-2023 | 24-Aug-2023 | 25-Aug-2023 |
| Holiday | | | | | |
| Weekday | Monday | Tuesday | Wednesday | Thursday | Friday |
| Call Trading Period | 09.00 am - 11.00 am | 09.00 am - 11.00 am | | 09.00 am - 11.00 am | |
| Product Code | T3PA | T3PA | | T3PA | |
| Consolidated Volume | 1.329.000 | 1.329.000 | | 1.329.000 | |
| Austria | 17.500 | 17.500 | | 17.500 | |
| Belgium | 30.000 | 30.000 | | 30.000 | |
| Bulgaria | 49.000 | 49.000 | | 49.000 | |
| Croatia | 6.500 | 6.500 | | 6.500 | |
| Cyprus | 5.000 | 5.000 | | 5.000 | |
| Czech Republic | 30.000 | 30.000 | | 30.000 | |
| Denmark | 16.500 | 16.500 | | 16.500 | |
| Estonia | 15.000 | 15.000 | | 15.000 | |
| Finland | 23.000 | 23.000 | | 23.000 | |
| France | 84.500 | 84.500 | | 84.500 | |
| Greece | 60.000 | 60.000 | | 60.000 | |
| Hungary | 18.000 | 18.000 | | 18.000 | |
| Iceland | 0 | 0 | | 0 | |
| Ireland | 5.500 | 5.500 | | 5.500 | |
| Italy | 145.000 | 145.000 | | 145.000 | |
| Latvia | 3.500 | 3.500 | | 3.500 | |
| Liechtenstein | 0 | 0 | | 0 | |
| Lithuania | 5.000 | 5.000 | | 5.000 | |
| Luxembourg | 0 | 0 | | 0 | |
| Malta | 1.500 | 1.500 | | 1.500 | |
| Netherlands | 52.000 | 52.000 | | 52.000 | |
| Northern Ireland | | | | | |
| Norway | 10.000 | 10.000 | | 10.000 | |
| Poland | | | | | |
| Portugal | 30.500 | 30.500 | | 30.500 | |
| Romania | 21.500 | 21.500 | | 21.500 | |
| Slovakia | 15.000 | 15.000 | | 15.000 | |
| Slovenia | 8.000 | 8.000 | | 8.000 | |
| Spain | 146.000 | 146.000 | | 146.000 | |
| Sweden | 12.500 | 12.500 | | 12.500 | |
| Innovation Fund | 0 | 0 | | 0 | |
| Modernisation Fund | 246.500 | 246.500 | | 246.500 | |
| InnoFund RRF | 147.000 | 147.000 | | 147.000 | |
| MS RRF | 124.500 | 124.500 | | 124.500 | |

| Week | Week 35 | | | | |
|---------------------|---------------------|---------------------|---------------------|---------------------|-------------|
| Date | 28-Aug-2023 | 29-Aug-2023 | 30-Aug-2023 | 31-Aug-2023 | 01-Sep-2023 |
| Holiday | | | | | |
| Weekday | Monday | Tuesday | Wednesday | Thursday | Friday |
| Call Trading Period | 09.00 am - 11.00 am | 09.00 am - 11.00 am | 09.00 am - 11.00 am | 09.00 am - 11.00 am | |
| Product Code | T3PA | T3PA | T3PA | T3PA | |
| Consolidated Volume | 1.329.000 | 1.329.000 | 1.344.500 | 1.581.500 | |
| Austria | 17.500 | 17.500 | | 25.000 | |
| Belgium | 30.000 | 30.000 | | 28.500 | |
| Bulgaria | 49.000 | 49.000 | | 46.500 | |
| Croatia | 6.500 | 6.500 | | 32.000 | |
| Cyprus | 5.000 | 5.000 | | 16.500 | |
| Czech Republic | 30.000 | 30.000 | | 45.000 | |
| Denmark | 16.500 | 16.500 | | 35.500 | |
| Estonia | 15.000 | 15.000 | | 40.000 | |
| Finland | 23.000 | 23.000 | | 32.500 | |
| France | 84.500 | 84.500 | | 85.500 | |
| Greece | 60.000 | 60.000 | | 70.000 | |
| Hungary | 18.000 | 18.000 | | 42.000 | |
| Iceland | 0 | 0 | | 0 | |
| Ireland | 5.500 | 5.500 | | 15.500 | |
| Italy | 145.000 | 145.000 | | 175.000 | |
| Latvia | 3.500 | 3.500 | | 4.500 | |
| Liechtenstein | 0 | 0 | | 0 | |
| Lithuania | 5.000 | 5.000 | | 18.000 | |
| Luxembourg | 0 | 0 | | 0 | |
| Malta | 1.500 | 1.500 | | 4.000 | |
| Netherlands | 52.000 | 52.000 | | 44.500 | |
| Northern Ireland | | | | | |
| Norway | 10.000 | 10.000 | | 29.500 | |
| Poland | | | 1.344.500 | | |
| Portugal | 30.500 | 30.500 | | 27.000 | |
| Romania | 21.500 | 21.500 | | 27.500 | |
| Slovakia | 15.000 | 15.000 | | 10.000 | |
| Slovenia | 8.000 | 8.000 | | 10.000 | |
| Spain | 146.000 | 146.000 | | 179.500 | |
| Sweden | 12.500 | 12.500 | | 19.500 | |
| Innovation Fund | 0 | 0 | | 0 | |
| Modernisation Fund | 246.500 | 246.500 | | 246.500 | |
| InnoFund RRF | 147.000 | 147.000 | | 147.000 | |
| MS RRF | 124.500 | 124.500 | | 124.500 | |

| Week | Week 36 | | | | |
|---------------------|---------------------|---------------------|-------------|-----------------------|-------------|
| Date | 04-Sep-2023 | 05-Sep-2023 | 06-Sep-2023 | 07-Sep-2023 | 08-Sep-2023 |
| Holiday | | | | Working Committee EEX | |
| Weekday | Monday | Tuesday | Wednesday | Thursday | Friday |
| Call Trading Period | 09.00 am - 11.00 am | 09.00 am - 11.00 am | | | |
| Product Code | T3PA | T3PA | | | |
| Consolidated Volume | 3.035.500 | 3.035.500 | | | |
| Austria | 44.500 | 44.500 | | | |
| Belgium | 76.500 | 76.500 | | | |
| Bulgaria | 111.500 | 111.500 | | | |
| Croatia | 15.500 | 15.500 | | | |
| Cyprus | 11.000 | 11.000 | | | |
| Czech Republic | 85.000 | 85.000 | | | |
| Denmark | 42.000 | 42.000 | | | |
| Estonia | 34.500 | 34.500 | | | |
| Finland | 58.500 | 58.500 | | | |
| France | 209.000 | 209.000 | | | |
| Greece | 142.000 | 142.000 | | | |
| Hungary | 44.000 | 44.000 | | | |
| Iceland | 0 | 0 | | | |
| Ireland | 17.500 | 17.500 | | | |
| Italy | 358.000 | 358.000 | | | |
| Latvia | 8.500 | 8.500 | | | |
| Liechtenstein | 0 | 0 | | | |
| Lithuania | 11.000 | 11.000 | | | |
| Luxembourg | 0 | 0 | | | |
| Malta | 4.000 | 4.000 | | | |
| Netherlands | 128.000 | 128.000 | | | |
| Northern Ireland | | | | | |
| Norway | 25.500 | 25.500 | | | |
| Poland | | | | | |
| Portugal | 71.500 | 71.500 | | | |
| Romania | 64.500 | 64.500 | | | |
| Slovakia | 38.500 | 38.500 | | | |
| Slovenia | 18.500 | 18.500 | | | |
| Spain | 348.000 | 348.000 | | | |
| Sweden | 31.000 | 31.000 | | | |
| Innovation Fund | 0 | 0 | | | |
| Modernisation Fund | 494.000 | 494.000 | | | |
| InnoFund RRF | 294.000 | 294.000 | | | |
| MS RRF | 249.000 | 249.000 | | | |

| Week | Week 37 | | | | |
|---------------------|---------------------|---------------------|---------------------|---------------------|-------------|
| Date | 11-Sep-2023 | 12-Sep-2023 | 13-Sep-2023 | 14-Sep-2023 | 15-Sep-2023 |
| Holiday | | | | | |
| Weekday | Monday | Tuesday | Wednesday | Thursday | Friday |
| Call Trading Period | 09.00 am - 11.00 am | 09.00 am - 11.00 am | 09.00 am - 11.00 am | 09.00 am - 11.00 am | |
| Product Code | T3PA | T3PA | T3PA | T3PA | |
| Consolidated Volume | 3.035.500 | 3.035.500 | 3.347.500 | 3.035.500 | |
| Austria | 44.500 | 44.500 | | 44.500 | |
| Belgium | 76.500 | 76.500 | | 76.500 | |
| Bulgaria | 111.500 | 111.500 | | 111.500 | |
| Croatia | 15.500 | 15.500 | | 15.500 | |
| Cyprus | 11.000 | 11.000 | | 11.000 | |
| Czech Republic | 85.000 | 85.000 | | 85.000 | |
| Denmark | 42.000 | 42.000 | | 42.000 | |
| Estonia | 34.500 | 34.500 | | 34.500 | |
| Finland | 58.500 | 58.500 | | 58.500 | |
| France | 209.000 | 209.000 | | 209.000 | |
| Greece | 142.000 | 142.000 | | 142.000 | |
| Hungary | 44.000 | 44.000 | | 44.000 | |
| Iceland | 0 | 0 | | 0 | |
| Ireland | 17.500 | 17.500 | | 17.500 | |
| Italy | 358.000 | 358.000 | | 358.000 | |
| Latvia | 8.500 | 8.500 | | 8.500 | |
| Liechtenstein | 0 | 0 | | 0 | |
| Lithuania | 11.000 | 11.000 | | 11.000 | |
| Luxembourg | 0 | 0 | | 0 | |
| Malta | 4.000 | 4.000 | | 4.000 | |
| Netherlands | 128.000 | 128.000 | | 128.000 | |
| Northern Ireland | | | | | |
| Norway | 25.500 | 25.500 | | 25.500 | |
| Poland | | | 3.347.500 | | |
| Portugal | 71.500 | 71.500 | | 71.500 | |
| Romania | 64.500 | 64.500 | | 64.500 | |
| Slovakia | 38.500 | 38.500 | | 38.500 | |
| Slovenia | 18.500 | 18.500 | | 18.500 | |
| Spain | 348.000 | 348.000 | | 348.000 | |
| Sweden | 31.000 | 31.000 | | 31.000 | |
| Innovation Fund | 0 | 0 | | 0 | |
| Modernisation Fund | 494.000 | 494.000 | | 494.000 | |
| InnoFund RRF | 294.000 | 294.000 | | 294.000 | |
| MS RRF | 249.000 | 249.000 | | 249.000 | |

| Week | Week 38 | | | | |
|---------------------|---------------------|---------------------|-------------|---------------------|-------------|
| Date | 18-Sep-2023 | 19-Sep-2023 | 20-Sep-2023 | 21-Sep-2023 | 22-Sep-2023 |
| Holiday | | | | | |
| Weekday | Monday | Tuesday | Wednesday | Thursday | Friday |
| Call Trading Period | 09.00 am - 11.00 am | 09.00 am - 11.00 am | | 09.00 am - 11.00 am | |
| Product Code | T3PA | T3PA | | T3PA | |
| Consolidated Volume | 3.035.500 | 3.035.500 | | 3.036.500 | |
| Austria | 44.500 | 44.500 | | 44.500 | |
| Belgium | 76.500 | 76.500 | | 76.500 | |
| Bulgaria | 111.500 | 111.500 | | 111.500 | |
| Croatia | 15.500 | 15.500 | | 15.500 | |
| Cyprus | 11.000 | 11.000 | | 11.000 | |
| Czech Republic | 85.000 | 85.000 | | 85.000 | |
| Denmark | 42.000 | 42.000 | | 42.000 | |
| Estonia | 34.500 | 34.500 | | 34.500 | |
| Finland | 58.500 | 58.500 | | 58.500 | |
| France | 209.000 | 209.000 | | 209.000 | |
| Greece | 142.000 | 142.000 | | 142.000 | |
| Hungary | 44.000 | 44.000 | | 44.000 | |
| Iceland | 0 | 0 | | 0 | |
| Ireland | 17.500 | 17.500 | | 17.500 | |
| Italy | 358.000 | 358.000 | | 358.000 | |
| Latvia | 8.500 | 8.500 | | 8.500 | |
| Liechtenstein | 0 | 0 | | 1.000 | |
| Lithuania | 11.000 | 11.000 | | 11.000 | |
| Luxembourg | 0 | 0 | | 0 | |
| Malta | 4.000 | 4.000 | | 4.000 | |
| Netherlands | 128.000 | 128.000 | | 128.000 | |
| Northern Ireland | | | | | |
| Norway | 25.500 | 25.500 | | 25.500 | |
| Poland | | | | | |
| Portugal | 71.500 | 71.500 | | 71.500 | |
| Romania | 64.500 | 64.500 | | 64.500 | |
| Slovakia | 38.500 | 38.500 | | 38.500 | |
| Slovenia | 18.500 | 18.500 | | 18.500 | |
| Spain | 348.000 | 348.000 | | 348.000 | |
| Sweden | 31.000 | 31.000 | | 31.000 | |
| Innovation Fund | 0 | 0 | | 0 | |
| Modernisation Fund | 494.000 | 494.000 | | 494.000 | |
| InnoFund RRF | 294.000 | 294.000 | | 294.000 | |
| MS RRF | 249.000 | 249.000 | | 249.000 | |

| Week | Week 39 | | | | |
|---------------------|---------------------|---------------------|---------------------|---------------------|-------------|
| Date | 25-Sep-2023 | 26-Sep-2023 | 27-Sep-2023 | 28-Sep-2023 | 29-Sep-2023 |
| Holiday | | | | | |
| Weekday | Monday | Tuesday | Wednesday | Thursday | Friday |
| Call Trading Period | 09.00 am - 11.00 am | 09.00 am - 11.00 am | 09.00 am - 11.00 am | 09.00 am - 11.00 am | |
| Product Code | T3PA | T3PA | T3PA | T3PA | |
| Consolidated Volume | 3.035.500 | 3.035.500 | 3.347.500 | 3.035.500 | |
| Austria | 44.500 | 44.500 | | 44.500 | |
| Belgium | 76.500 | 76.500 | | 76.500 | |
| Bulgaria | 111.500 | 111.500 | | 111.500 | |
| Croatia | 15.500 | 15.500 | | 15.500 | |
| Cyprus | 11.000 | 11.000 | | 11.000 | |
| Czech Republic | 85.000 | 85.000 | | 85.000 | |
| Denmark | 42.000 | 42.000 | | 42.000 | |
| Estonia | 34.500 | 34.500 | | 34.500 | |
| Finland | 58.500 | 58.500 | | 58.500 | |
| France | 209.000 | 209.000 | | 209.000 | |
| Greece | 142.000 | 142.000 | | 142.000 | |
| Hungary | 44.000 | 44.000 | | 44.000 | |
| Iceland | 0 | 0 | | 0 | |
| Ireland | 17.500 | 17.500 | | 17.500 | |
| Italy | 358.000 | 358.000 | | 358.000 | |
| Latvia | 8.500 | 8.500 | | 8.500 | |
| Liechtenstein | 0 | 0 | | 0 | |
| Lithuania | 11.000 | 11.000 | | 11.000 | |
| Luxembourg | 0 | 0 | | 0 | |
| Malta | 4.000 | 4.000 | | 4.000 | |
| Netherlands | 128.000 | 128.000 | | 128.000 | |
| Northern Ireland | | | | | |
| Norway | 25.500 | 25.500 | | 25.500 | |
| Poland | | | 3.347.500 | | |
| Portugal | 71.500 | 71.500 | | 71.500 | |
| Romania | 64.500 | 64.500 | | 64.500 | |
| Slovakia | 38.500 | 38.500 | | 38.500 | |
| Slovenia | 18.500 | 18.500 | | 18.500 | |
| Spain | 348.000 | 348.000 | | 348.000 | |
| Sweden | 31.000 | 31.000 | | 31.000 | |
| Innovation Fund | 0 | 0 | | 0 | |
| Modernisation Fund | 494.000 | 494.000 | | 494.000 | |
| InnoFund RRF | 294.000 | 294.000 | | 294.000 | |
| MS RRF | 249.000 | 249.000 | | 249.000 | |

| Week | Week 40 | | | | |
|---------------------|---------------------|---------------------|---------------------|---------------------|-------------|
| Date | 02-Oct-2023 | 03-Oct-2023 | 04-Oct-2023 | 05-Oct-2023 | 06-Oct-2023 |
| Holiday | | | | | |
| Weekday | Monday | Tuesday | Wednesday | Thursday | Friday |
| Call Trading Period | 09.00 am - 11.00 am | 09.00 am - 11.00 am | 09.00 am - 11.00 am | 09.00 am - 11.00 am | |
| Product Code | T3PA | T3PA | T3PA | T3PA | |
| Consolidated Volume | 3.035.500 | 3.035.500 | 1.000.000 | 3.035.500 | |
| Austria | 44.500 | 44.500 | | 44.500 | |
| Belgium | 76.500 | 76.500 | | 76.500 | |
| Bulgaria | 111.500 | 111.500 | | 111.500 | |
| Croatia | 15.500 | 15.500 | | 15.500 | |
| Cyprus | 11.000 | 11.000 | | 11.000 | |
| Czech Republic | 85.000 | 85.000 | | 85.000 | |
| Denmark | 42.000 | 42.000 | | 42.000 | |
| Estonia | 34.500 | 34.500 | | 34.500 | |
| Finland | 58.500 | 58.500 | | 58.500 | |
| France | 209.000 | 209.000 | | 209.000 | |
| Greece | 142.000 | 142.000 | | 142.000 | |
| Hungary | 44.000 | 44.000 | | 44.000 | |
| Iceland | 0 | 0 | | 0 | |
| Ireland | 17.500 | 17.500 | | 17.500 | |
| Italy | 358.000 | 358.000 | | 358.000 | |
| Latvia | 8.500 | 8.500 | | 8.500 | |
| Liechtenstein | 0 | 0 | | 0 | |
| Lithuania | 11.000 | 11.000 | | 11.000 | |
| Luxembourg | 0 | 0 | | 0 | |
| Malta | 4.000 | 4.000 | | 4.000 | |
| Netherlands | 128.000 | 128.000 | | 128.000 | |
| Northern Ireland | | | 1.000.000 | | |
| Norway | 25.500 | 25.500 | | 25.500 | |
| Poland | | | | | |
| Portugal | 71.500 | 71.500 | | 71.500 | |
| Romania | 64.500 | 64.500 | | 64.500 | |
| Slovakia | 38.500 | 38.500 | | 38.500 | |
| Slovenia | 18.500 | 18.500 | | 18.500 | |
| Spain | 348.000 | 348.000 | | 348.000 | |
| Sweden | 31.000 | 31.000 | | 31.000 | |
| Innovation Fund | 0 | 0 | | 0 | |
| Modernisation Fund | 494.000 | 494.000 | | 494.000 | |
| InnoFund RRF | 294.000 | 294.000 | | 294.000 | |
| MS RRF | 249.000 | 249.000 | | 249.000 | |

| Week | Week 41 | | | | |
|---------------------|---------------------|---------------------|---------------------|---------------------|-------------|
| Date | 09-Oct-2023 | 10-Oct-2023 | 11-Oct-2023 | 12-Oct-2023 | 13-Oct-2023 |
| Holiday | | | | | |
| Weekday | Monday | Tuesday | Wednesday | Thursday | Friday |
| Call Trading Period | 09.00 am - 11.00 am | 09.00 am - 11.00 am | 09.00 am - 11.00 am | 09.00 am - 11.00 am | |
| Product Code | T3PA | T3PA | T3PA | T3PA | |
| Consolidated Volume | 3.035.500 | 3.035.500 | 3.347.500 | 3.035.500 | |
| Austria | 44.500 | 44.500 | | 44.500 | |
| Belgium | 76.500 | 76.500 | | 76.500 | |
| Bulgaria | 111.500 | 111.500 | | 111.500 | |
| Croatia | 15.500 | 15.500 | | 15.500 | |
| Cyprus | 11.000 | 11.000 | | 11.000 | |
| Czech Republic | 85.000 | 85.000 | | 85.000 | |
| Denmark | 42.000 | 42.000 | | 42.000 | |
| Estonia | 34.500 | 34.500 | | 34.500 | |
| Finland | 58.500 | 58.500 | | 58.500 | |
| France | 209.000 | 209.000 | | 209.000 | |
| Greece | 142.000 | 142.000 | | 142.000 | |
| Hungary | 44.000 | 44.000 | | 44.000 | |
| Iceland | 0 | 0 | | 0 | |
| Ireland | 17.500 | 17.500 | | 17.500 | |
| Italy | 358.000 | 358.000 | | 358.000 | |
| Latvia | 8.500 | 8.500 | | 8.500 | |
| Liechtenstein | 0 | 0 | | 0 | |
| Lithuania | 11.000 | 11.000 | | 11.000 | |
| Luxembourg | 0 | 0 | | 0 | |
| Malta | 4.000 | 4.000 | | 4.000 | |
| Netherlands | 128.000 | 128.000 | | 128.000 | |
| Northern Ireland | | | | | |
| Norway | 25.500 | 25.500 | | 25.500 | |
| Poland | | | 3.347.500 | | |
| Portugal | 71.500 | 71.500 | | 71.500 | |
| Romania | 64.500 | 64.500 | | 64.500 | |
| Slovakia | 38.500 | 38.500 | | 38.500 | |
| Slovenia | 18.500 | 18.500 | | 18.500 | |
| Spain | 348.000 | 348.000 | | 348.000 | |
| Sweden | 31.000 | 31.000 | | 31.000 | |
| Innovation Fund | 0 | 0 | | 0 | |
| Modernisation Fund | 494.000 | 494.000 | | 494.000 | |
| InnoFund RRF | 294.000 | 294.000 | | 294.000 | |
| MS RRF | 249.000 | 249.000 | | 249.000 | |

| Week | Week 42 | | | | |
|---------------------|---------------------|---------------------|-------------|---------------------|-------------|
| Date | 16-Oct-2023 | 17-Oct-2023 | 18-Oct-2023 | 19-Oct-2023 | 20-Oct-2023 |
| Holiday | | | | | |
| Weekday | Monday | Tuesday | Wednesday | Thursday | Friday |
| Call Trading Period | 09.00 am - 11.00 am | 09.00 am - 11.00 am | | 09.00 am - 11.00 am | |
| Product Code | T3PA | T3PA | | T3PA | |
| Consolidated Volume | 3.035.500 | 3.035.500 | | 3.035.500 | |
| Austria | 44.500 | 44.500 | | 44.500 | |
| Belgium | 76.500 | 76.500 | | 76.500 | |
| Bulgaria | 111.500 | 111.500 | | 111.500 | |
| Croatia | 15.500 | 15.500 | | 15.500 | |
| Cyprus | 11.000 | 11.000 | | 11.000 | |
| Czech Republic | 85.000 | 85.000 | | 85.000 | |
| Denmark | 42.000 | 42.000 | | 42.000 | |
| Estonia | 34.500 | 34.500 | | 34.500 | |
| Finland | 58.500 | 58.500 | | 58.500 | |
| France | 209.000 | 209.000 | | 209.000 | |
| Greece | 142.000 | 142.000 | | 142.000 | |
| Hungary | 44.000 | 44.000 | | 44.000 | |
| Iceland | 0 | 0 | | 0 | |
| Ireland | 17.500 | 17.500 | | 17.500 | |
| Italy | 358.000 | 358.000 | | 358.000 | |
| Latvia | 8.500 | 8.500 | | 8.500 | |
| Liechtenstein | 0 | 0 | | 0 | |
| Lithuania | 11.000 | 11.000 | | 11.000 | |
| Luxembourg | 0 | 0 | | 0 | |
| Malta | 4.000 | 4.000 | | 4.000 | |
| Netherlands | 128.000 | 128.000 | | 128.000 | |
| Northern Ireland | | | | | |
| Norway | 25.500 | 25.500 | | 25.500 | |
| Poland | | | | | |
| Portugal | 71.500 | 71.500 | | 71.500 | |
| Romania | 64.500 | 64.500 | | 64.500 | |
| Slovakia | 38.500 | 38.500 | | 38.500 | |
| Slovenia | 18.500 | 18.500 | | 18.500 | |
| Spain | 348.000 | 348.000 | | 348.000 | |
| Sweden | 31.000 | 31.000 | | 31.000 | |
| Innovation Fund | 0 | 0 | | 0 | |
| Modernisation Fund | 494.000 | 494.000 | | 494.000 | |
| InnoFund RRF | 294.000 | 294.000 | | 294.000 | |
| MS RRF | 249.000 | 249.000 | | 249.000 | |

| Week | Week 43 | | | | |
|---------------------|---------------------|---------------------|---------------------|---------------------|-------------|
| Date | 23-Oct-2023 | 24-Oct-2023 | 25-Oct-2023 | 26-Oct-2023 | 27-Oct-2023 |
| Holiday | | | | | |
| Weekday | Monday | Tuesday | Wednesday | Thursday | Friday |
| Call Trading Period | 09.00 am - 11.00 am | 09.00 am - 11.00 am | 09.00 am - 11.00 am | 09.00 am - 11.00 am | |
| Product Code | T3PA | T3PA | T3PA | T3PA | |
| Consolidated Volume | 3.035.500 | 3.035.500 | 3.347.500 | 3.035.500 | |
| Austria | 44.500 | 44.500 | | 44.500 | |
| Belgium | 76.500 | 76.500 | | 76.500 | |
| Bulgaria | 111.500 | 111.500 | | 111.500 | |
| Croatia | 15.500 | 15.500 | | 15.500 | |
| Cyprus | 11.000 | 11.000 | | 11.000 | |
| Czech Republic | 85.000 | 85.000 | | 85.000 | |
| Denmark | 42.000 | 42.000 | | 42.000 | |
| Estonia | 34.500 | 34.500 | | 34.500 | |
| Finland | 58.500 | 58.500 | | 58.500 | |
| France | 209.000 | 209.000 | | 209.000 | |
| Greece | 142.000 | 142.000 | | 142.000 | |
| Hungary | 44.000 | 44.000 | | 44.000 | |
| Iceland | 0 | 0 | | 0 | |
| Ireland | 17.500 | 17.500 | | 17.500 | |
| Italy | 358.000 | 358.000 | | 358.000 | |
| Latvia | 8.500 | 8.500 | | 8.500 | |
| Liechtenstein | 0 | 0 | | 0 | |
| Lithuania | 11.000 | 11.000 | | 11.000 | |
| Luxembourg | 0 | 0 | | 0 | |
| Malta | 4.000 | 4.000 | | 4.000 | |
| Netherlands | 128.000 | 128.000 | | 128.000 | |
| Northern Ireland | | | | | |
| Norway | 25.500 | 25.500 | | 25.500 | |
| Poland | | | 3.347.500 | | |
| Portugal | 71.500 | 71.500 | | 71.500 | |
| Romania | 64.500 | 64.500 | | 64.500 | |
| Slovakia | 38.500 | 38.500 | | 38.500 | |
| Slovenia | 18.500 | 18.500 | | 18.500 | |
| Spain | 348.000 | 348.000 | | 348.000 | |
| Sweden | 31.000 | 31.000 | | 31.000 | |
| Innovation Fund | 0 | 0 | | 0 | |
| Modernisation Fund | 494.000 | 494.000 | | 494.000 | |
| InnoFund RRF | 294.000 | 294.000 | | 294.000 | |
| MS RRF | 249.000 | 249.000 | | 249.000 | |

| Week | Week 44 | | | | |
|---------------------|---------------------|---------------------|-------------|---------------------|-------------|
| Date | 30-Oct-2023 | 31-Oct-2023 | 01-Nov-2023 | 02-Nov-2023 | 03-Nov-2023 |
| Holiday | | | | | |
| Weekday | Monday | Tuesday | Wednesday | Thursday | Friday |
| Call Trading Period | 09.00 am - 11.00 am | 09.00 am - 11.00 am | | 09.00 am - 11.00 am | |
| Product Code | T3PA | T3PA | | T3PA | |
| Consolidated Volume | 3.035.500 | 3.035.500 | | 3.035.500 | |
| Austria | 44.500 | 44.500 | | 44.500 | |
| Belgium | 76.500 | 76.500 | | 76.500 | |
| Bulgaria | 111.500 | 111.500 | | 111.500 | |
| Croatia | 15.500 | 15.500 | | 15.500 | |
| Cyprus | 11.000 | 11.000 | | 11.000 | |
| Czech Republic | 85.000 | 85.000 | | 85.000 | |
| Denmark | 42.000 | 42.000 | | 42.000 | |
| Estonia | 34.500 | 34.500 | | 34.500 | |
| Finland | 58.500 | 58.500 | | 58.500 | |
| France | 209.000 | 209.000 | | 209.000 | |
| Greece | 142.000 | 142.000 | | 142.000 | |
| Hungary | 44.000 | 44.000 | | 44.000 | |
| Iceland | 0 | 0 | | 0 | |
| Ireland | 17.500 | 17.500 | | 17.500 | |
| Italy | 358.000 | 358.000 | | 358.000 | |
| Latvia | 8.500 | 8.500 | | 8.500 | |
| Liechtenstein | 0 | 0 | | 0 | |
| Lithuania | 11.000 | 11.000 | | 11.000 | |
| Luxembourg | 0 | 0 | | 0 | |
| Malta | 4.000 | 4.000 | | 4.000 | |
| Netherlands | 128.000 | 128.000 | | 128.000 | |
| Northern Ireland | | | | | |
| Norway | 25.500 | 25.500 | | 25.500 | |
| Poland | | | | | |
| Portugal | 71.500 | 71.500 | | 71.500 | |
| Romania | 64.500 | 64.500 | | 64.500 | |
| Slovakia | 38.500 | 38.500 | | 38.500 | |
| Slovenia | 18.500 | 18.500 | | 18.500 | |
| Spain | 348.000 | 348.000 | | 348.000 | |
| Sweden | 31.000 | 31.000 | | 31.000 | |
| Innovation Fund | 0 | 0 | | 0 | |
| Modernisation Fund | 494.000 | 494.000 | | 494.000 | |
| InnoFund RRF | 294.000 | 294.000 | | 294.000 | |
| MS RRF | 249.000 | 249.000 | | 249.000 | |

| Week | Week 45 | | | | |
|---------------------|---------------------|---------------------|---------------------|---------------------|-------------|
| Date | 06-Nov-2023 | 07-Nov-2023 | 08-Nov-2023 | 09-Nov-2023 | 10-Nov-2023 |
| Holiday | | | | | |
| Weekday | Monday | Tuesday | Wednesday | Thursday | Friday |
| Call Trading Period | 09.00 am - 11.00 am | 09.00 am - 11.00 am | 09.00 am - 11.00 am | 09.00 am - 11.00 am | |
| Product Code | T3PA | T3PA | T3PA | T3PA | |
| Consolidated Volume | 3.035.500 | 3.035.500 | 3.347.500 | 3.035.500 | |
| Austria | 44.500 | 44.500 | | 44.500 | |
| Belgium | 76.500 | 76.500 | | 76.500 | |
| Bulgaria | 111.500 | 111.500 | | 111.500 | |
| Croatia | 15.500 | 15.500 | | 15.500 | |
| Cyprus | 11.000 | 11.000 | | 11.000 | |
| Czech Republic | 85.000 | 85.000 | | 85.000 | |
| Denmark | 42.000 | 42.000 | | 42.000 | |
| Estonia | 34.500 | 34.500 | | 34.500 | |
| Finland | 58.500 | 58.500 | | 58.500 | |
| France | 209.000 | 209.000 | | 209.000 | |
| Greece | 142.000 | 142.000 | | 142.000 | |
| Hungary | 44.000 | 44.000 | | 44.000 | |
| Iceland | 0 | 0 | | 0 | |
| Ireland | 17.500 | 17.500 | | 17.500 | |
| Italy | 358.000 | 358.000 | | 358.000 | |
| Latvia | 8.500 | 8.500 | | 8.500 | |
| Liechtenstein | 0 | 0 | | 0 | |
| Lithuania | 11.000 | 11.000 | | 11.000 | |
| Luxembourg | 0 | 0 | | 0 | |
| Malta | 4.000 | 4.000 | | 4.000 | |
| Netherlands | 128.000 | 128.000 | | 128.000 | |
| Northern Ireland | | | | | |
| Norway | 25.500 | 25.500 | | 25.500 | |
| Poland | | | 3.347.500 | | |
| Portugal | 71.500 | 71.500 | | 71.500 | |
| Romania | 64.500 | 64.500 | | 64.500 | |
| Slovakia | 38.500 | 38.500 | | 38.500 | |
| Slovenia | 18.500 | 18.500 | | 18.500 | |
| Spain | 348.000 | 348.000 | | 348.000 | |
| Sweden | 31.000 | 31.000 | | 31.000 | |
| Innovation Fund | 0 | 0 | | 0 | |
| Modernisation Fund | 494.000 | 494.000 | | 494.000 | |
| InnoFund RRF | 294.000 | 294.000 | | 294.000 | |
| MS RRF | 249.000 | 249.000 | | 249.000 | |

| Week | Week 46 | | | | |
|---------------------|---------------------|---------------------|-------------|---------------------|-------------|
| Date | 13-Nov-2023 | 14-Nov-2023 | 15-Nov-2023 | 16-Nov-2023 | 17-Nov-2023 |
| Holiday | | | | | |
| Weekday | Monday | Tuesday | Wednesday | Thursday | Friday |
| Call Trading Period | 09.00 am - 11.00 am | 09.00 am - 11.00 am | | 09.00 am - 11.00 am | |
| Product Code | T3PA | T3PA | | T3PA | |
| Consolidated Volume | 3.035.500 | 3.035.500 | | 3.035.500 | |
| Austria | 44.500 | 44.500 | | 44.500 | |
| Belgium | 76.500 | 76.500 | | 76.500 | |
| Bulgaria | 111.500 | 111.500 | | 111.500 | |
| Croatia | 15.500 | 15.500 | | 15.500 | |
| Cyprus | 11.000 | 11.000 | | 11.000 | |
| Czech Republic | 85.000 | 85.000 | | 85.000 | |
| Denmark | 42.000 | 42.000 | | 42.000 | |
| Estonia | 34.500 | 34.500 | | 34.500 | |
| Finland | 58.500 | 58.500 | | 58.500 | |
| France | 209.000 | 209.000 | | 209.000 | |
| Greece | 142.000 | 142.000 | | 142.000 | |
| Hungary | 44.000 | 44.000 | | 44.000 | |
| Iceland | 0 | 0 | | 0 | |
| Ireland | 17.500 | 17.500 | | 17.500 | |
| Italy | 358.000 | 358.000 | | 358.000 | |
| Latvia | 8.500 | 8.500 | | 8.500 | |
| Liechtenstein | 0 | 0 | | 0 | |
| Lithuania | 11.000 | 11.000 | | 11.000 | |
| Luxembourg | 0 | 0 | | 0 | |
| Malta | 4.000 | 4.000 | | 4.000 | |
| Netherlands | 128.000 | 128.000 | | 128.000 | |
| Northern Ireland | | | | | |
| Norway | 25.500 | 25.500 | | 25.500 | |
| Poland | | | | | |
| Portugal | 71.500 | 71.500 | | 71.500 | |
| Romania | 64.500 | 64.500 | | 64.500 | |
| Slovakia | 38.500 | 38.500 | | 38.500 | |
| Slovenia | 18.500 | 18.500 | | 18.500 | |
| Spain | 348.000 | 348.000 | | 348.000 | |
| Sweden | 31.000 | 31.000 | | 31.000 | |
| Innovation Fund | 0 | 0 | | 0 | |
| Modernisation Fund | 494.000 | 494.000 | | 494.000 | |
| InnoFund RRF | 294.000 | 294.000 | | 294.000 | |
| MS RRF | 249.000 | 249.000 | | 249.000 | |

| Week | Week 47 | | | | |
|---------------------|---------------------|---------------------|---------------------|---------------------|-------------|
| Date | 20-Nov-2023 | 21-Nov-2023 | 22-Nov-2023 | 23-Nov-2023 | 24-Nov-2023 |
| Holiday | | | | | |
| Weekday | Monday | Tuesday | Wednesday | Thursday | Friday |
| Call Trading Period | 09.00 am - 11.00 am | 09.00 am - 11.00 am | 09.00 am - 11.00 am | 09.00 am - 11.00 am | |
| Product Code | T3PA | T3PA | T3PA | T3PA | |
| Consolidated Volume | 3.035.500 | 3.035.500 | 3.347.500 | 3.035.500 | |
| Austria | 44.500 | 44.500 | | 44.500 | |
| Belgium | 76.500 | 76.500 | | 76.500 | |
| Bulgaria | 111.500 | 111.500 | | 111.500 | |
| Croatia | 15.500 | 15.500 | | 15.500 | |
| Cyprus | 11.000 | 11.000 | | 11.000 | |
| Czech Republic | 85.000 | 85.000 | | 85.000 | |
| Denmark | 42.000 | 42.000 | | 42.000 | |
| Estonia | 34.500 | 34.500 | | 34.500 | |
| Finland | 58.500 | 58.500 | | 58.500 | |
| France | 209.000 | 209.000 | | 209.000 | |
| Greece | 142.000 | 142.000 | | 142.000 | |
| Hungary | 44.000 | 44.000 | | 44.000 | |
| Iceland | 0 | 0 | | 0 | |
| Ireland | 17.500 | 17.500 | | 17.500 | |
| Italy | 358.000 | 358.000 | | 358.000 | |
| Latvia | 8.500 | 8.500 | | 8.500 | |
| Liechtenstein | 0 | 0 | | 0 | |
| Lithuania | 11.000 | 11.000 | | 11.000 | |
| Luxembourg | 0 | 0 | | 0 | |
| Malta | 4.000 | 4.000 | | 4.000 | |
| Netherlands | 128.000 | 128.000 | | 128.000 | |
| Northern Ireland | | | | | |
| Norway | 25.500 | 25.500 | | 25.500 | |
| Poland | | | 3.347.500 | | |
| Portugal | 71.500 | 71.500 | | 71.500 | |
| Romania | 64.500 | 64.500 | | 64.500 | |
| Slovakia | 38.500 | 38.500 | | 38.500 | |
| Slovenia | 18.500 | 18.500 | | 18.500 | |
| Spain | 348.000 | 348.000 | | 348.000 | |
| Sweden | 31.000 | 31.000 | | 31.000 | |
| Innovation Fund | 0 | 0 | | 0 | |
| Modernisation Fund | 494.000 | 494.000 | | 494.000 | |
| InnoFund RRF | 294.000 | 294.000 | | 294.000 | |
| MS RRF | 249.000 | 249.000 | | 249.000 | |

| Week | Week 48 | | | | |
|---------------------|---------------------|---------------------|-------------|---------------------|-------------|
| Date | 27-Nov-2023 | 28-Nov-2023 | 29-Nov-2023 | 30-Nov-2023 | 01-Dec-2023 |
| Holiday | | | | | |
| Weekday | Monday | Tuesday | Wednesday | Thursday | Friday |
| Call Trading Period | 09.00 am - 11.00 am | 09.00 am - 11.00 am | | 09.00 am - 11.00 am | |
| Product Code | T3PA | T3PA | | T3PA | |
| Consolidated Volume | 3.035.500 | 3.035.500 | | 3.035.500 | |
| Austria | 44.500 | 44.500 | | 44.500 | |
| Belgium | 76.500 | 76.500 | | 76.500 | |
| Bulgaria | 111.500 | 111.500 | | 111.500 | |
| Croatia | 15.500 | 15.500 | | 15.500 | |
| Cyprus | 11.000 | 11.000 | | 11.000 | |
| Czech Republic | 85.000 | 85.000 | | 85.000 | |
| Denmark | 42.000 | 42.000 | | 42.000 | |
| Estonia | 34.500 | 34.500 | | 34.500 | |
| Finland | 58.500 | 58.500 | | 58.500 | |
| France | 209.000 | 209.000 | | 209.000 | |
| Greece | 142.000 | 142.000 | | 142.000 | |
| Hungary | 44.000 | 44.000 | | 44.000 | |
| Iceland | 0 | 0 | | 0 | |
| Ireland | 17.500 | 17.500 | | 17.500 | |
| Italy | 358.000 | 358.000 | | 358.000 | |
| Latvia | 8.500 | 8.500 | | 8.500 | |
| Liechtenstein | 0 | 0 | | 0 | |
| Lithuania | 11.000 | 11.000 | | 11.000 | |
| Luxembourg | 0 | 0 | | 0 | |
| Malta | 4.000 | 4.000 | | 4.000 | |
| Netherlands | 128.000 | 128.000 | | 128.000 | |
| Northern Ireland | | | | | |
| Norway | 25.500 | 25.500 | | 25.500 | |
| Poland | | | | | |
| Portugal | 71.500 | 71.500 | | 71.500 | |
| Romania | 64.500 | 64.500 | | 64.500 | |
| Slovakia | 38.500 | 38.500 | | 38.500 | |
| Slovenia | 18.500 | 18.500 | | 18.500 | |
| Spain | 348.000 | 348.000 | | 348.000 | |
| Sweden | 31.000 | 31.000 | | 31.000 | |
| Innovation Fund | 0 | 0 | | 0 | |
| Modernisation Fund | 494.000 | 494.000 | | 494.000 | |
| InnoFund RRF | 294.000 | 294.000 | | 294.000 | |
| MS RRF | 249.000 | 249.000 | | 249.000 | |

| Week | Week 49 | | | | |
|---------------------|---------------------|---------------------|---------------------|---------------------|-------------|
| Date | 04-Dec-2023 | 05-Dec-2023 | 06-Dec-2023 | 07-Dec-2023 | 08-Dec-2023 |
| Holiday | | | | | |
| Weekday | Monday | Tuesday | Wednesday | Thursday | Friday |
| Call Trading Period | 09.00 am - 11.00 am | 09.00 am - 11.00 am | 09.00 am - 11.00 am | 09.00 am - 11.00 am | |
| Product Code | T3PA | T3PA | T3PA | T3PA | |
| Consolidated Volume | 3.035.500 | 3.035.500 | 3.350.000 | 3.035.500 | |
| Austria | 44.500 | 44.500 | | 44.500 | |
| Belgium | 76.500 | 76.500 | | 76.500 | |
| Bulgaria | 111.500 | 111.500 | | 111.500 | |
| Croatia | 15.500 | 15.500 | | 15.500 | |
| Cyprus | 11.000 | 11.000 | | 11.000 | |
| Czech Republic | 85.000 | 85.000 | | 85.000 | |
| Denmark | 42.000 | 42.000 | | 42.000 | |
| Estonia | 34.500 | 34.500 | | 34.500 | |
| Finland | 58.500 | 58.500 | | 58.500 | |
| France | 209.000 | 209.000 | | 209.000 | |
| Greece | 142.000 | 142.000 | | 142.000 | |
| Hungary | 44.000 | 44.000 | | 44.000 | |
| Iceland | 0 | 0 | | 0 | |
| Ireland | 17.500 | 17.500 | | 17.500 | |
| Italy | 358.000 | 358.000 | | 358.000 | |
| Latvia | 8.500 | 8.500 | | 8.500 | |
| Liechtenstein | 0 | 0 | | 0 | |
| Lithuania | 11.000 | 11.000 | | 11.000 | |
| Luxembourg | 0 | 0 | | 0 | |
| Malta | 4.000 | 4.000 | | 4.000 | |
| Netherlands | 128.000 | 128.000 | | 128.000 | |
| Northern Ireland | | | | | |
| Norway | 25.500 | 25.500 | | 25.500 | |
| Poland | | | 3.350.000 | | |
| Portugal | 71.500 | 71.500 | | 71.500 | |
| Romania | 64.500 | 64.500 | | 64.500 | |
| Slovakia | 38.500 | 38.500 | | 38.500 | |
| Slovenia | 18.500 | 18.500 | | 18.500 | |
| Spain | 348.000 | 348.000 | | 348.000 | |
| Sweden | 31.000 | 31.000 | | 31.000 | |
| Innovation Fund | 0 | 0 | | 0 | |
| Modernisation Fund | 494.000 | 494.000 | | 494.000 | |
| InnoFund RRF | 294.000 | 294.000 | | 294.000 | |
| MS RRF | 249.000 | 249.000 | | 249.000 | |

| Week | Week 50 | | | | |
|---------------------|---------------------|---------------------|-------------|---------------------|-------------|
| Date | 11-Dec-2023 | 12-Dec-2023 | 13-Dec-2023 | 14-Dec-2023 | 15-Dec-2023 |
| Holiday | | | | | |
| Weekday | Monday | Tuesday | Wednesday | Thursday | Friday |
| Call Trading Period | 09.00 am - 11.00 am | 09.00 am - 11.00 am | | 09.00 am - 11.00 am | |
| Product Code | T3PA | T3PA | | T3PA | |
| Consolidated Volume | 3.035.500 | 3.035.500 | | 3.035.500 | |
| Austria | 44.500 | 44.500 | | 44.500 | |
| Belgium | 76.500 | 76.500 | | 76.500 | |
| Bulgaria | 111.500 | 111.500 | | 111.500 | |
| Croatia | 15.500 | 15.500 | | 15.500 | |
| Cyprus | 11.000 | 11.000 | | 11.000 | |
| Czech Republic | 85.000 | 85.000 | | 85.000 | |
| Denmark | 42.000 | 42.000 | | 42.000 | |
| Estonia | 34.500 | 34.500 | | 34.500 | |
| Finland | 58.500 | 58.500 | | 58.500 | |
| France | 209.000 | 209.000 | | 209.000 | |
| Greece | 142.000 | 142.000 | | 142.000 | |
| Hungary | 44.000 | 44.000 | | 44.000 | |
| Iceland | 0 | 0 | | 0 | |
| Ireland | 17.500 | 17.500 | | 17.500 | |
| Italy | 358.000 | 358.000 | | 358.000 | |
| Latvia | 8.500 | 8.500 | | 8.500 | |
| Liechtenstein | 0 | 0 | | 0 | |
| Lithuania | 11.000 | 11.000 | | 11.000 | |
| Luxembourg | 0 | 0 | | 0 | |
| Malta | 4.000 | 4.000 | | 4.000 | |
| Netherlands | 128.000 | 128.000 | | 128.000 | |
| Northern Ireland | | | | | |
| Norway | 25.500 | 25.500 | | 25.500 | |
| Poland | | | | | |
| Portugal | 71.500 | 71.500 | | 71.500 | |
| Romania | 64.500 | 64.500 | | 64.500 | |
| Slovakia | 38.500 | 38.500 | | 38.500 | |
| Slovenia | 18.500 | 18.500 | | 18.500 | |
| Spain | 348.000 | 348.000 | | 348.000 | |
| Sweden | 31.000 | 31.000 | | 31.000 | |
| Innovation Fund | 0 | 0 | | 0 | |
| Modernisation Fund | 494.000 | 494.000 | | 494.000 | |
| InnoFund RRF | 294.000 | 294.000 | | 294.000 | |
| MS RRF | 249.000 | 249.000 | | 249.000 | |

| Week | Week 51 | | | | |
|---------------------|---------------------|-------------|-------------|-------------|-------------|
| Date | 18-Dec-2023 | 19-Dec-2023 | 20-Dec-2023 | 21-Dec-2023 | 22-Dec-2023 |
| Holiday | | | | | |
| Weekday | Monday | Tuesday | Wednesday | Thursday | Friday |
| Call Trading Period | 09.00 am - 11.00 am | | | | |
| Product Code | T3PA | | | | |
| Consolidated Volume | 3.041.500 | | | | |
| Austria | 50.000 | | | | |
| Belgium | 82.000 | | | | |
| Bulgaria | 102.000 | | | | |
| Croatia | 19.000 | | | | |
| Cyprus | 2.500 | | | | |
| Czech Republic | 95.000 | | | | |
| Denmark | 32.000 | | | | |
| Estonia | 32.500 | | | | |
| Finland | 65.500 | | | | |
| France | 198.000 | | | | |
| Greece | 142.500 | | | | |
| Hungary | 34.500 | | | | |
| Iceland | 0 | | | | |
| Ireland | 26.500 | | | | |
| Italy | 355.500 | | | | |
| Latvia | 3.500 | | | | |
| Liechtenstein | 500 | | | | |
| Lithuania | 21.000 | | | | |
| Luxembourg | 0 | | | | |
| Malta | 9.000 | | | | |
| Netherlands | 118.500 | | | | |
| Northern Ireland | | | | | |
| Norway | 19.000 | | | | |
| Poland | | | | | |
| Portugal | 79.500 | | | | |
| Romania | 66.500 | | | | |
| Slovakia | 38.000 | | | | |
| Slovenia | 9.000 | | | | |
| Spain | 346.500 | | | | |
| Sweden | 29.500 | | | | |
| Innovation Fund | 0 | | | | |
| Modernisation Fund | 490.500 | | | | |
| InnoFund RRF | 310.000 | | | | |
| MS RRF | 263.000 | | | | |

| Week | Week 52 | | | | |
|---------------------|----------------------|-------------------|-------------|-------------|-------------|
| Date | 25-Dec-2023 | 26-Dec-2023 | 27-Dec-2023 | 28-Dec-2023 | 29-Dec-2023 |
| Holiday | <i>Christmas Day</i> | <i>Boxing Day</i> | | | |
| Weekday | Monday | Tuesday | Wednesday | Thursday | Friday |
| Call Trading Period | | | | | |
| Product Code | | | | | |
| Consolidated Volume | | | | | |
| Austria | | | | | |
| Belgium | | | | | |
| Bulgaria | | | | | |
| Croatia | | | | | |
| Cyprus | | | | | |
| Czech Republic | | | | | |
| Denmark | | | | | |
| Estonia | | | | | |
| Finland | | | | | |
| France | | | | | |
| Greece | | | | | |
| Hungary | | | | | |
| Iceland | | | | | |
| Ireland | | | | | |
| Italy | | | | | |
| Latvia | | | | | |
| Liechtenstein | | | | | |
| Lithuania | | | | | |
| Luxembourg | | | | | |
| Malta | | | | | |
| Netherlands | | | | | |
| Northern Ireland | | | | | |
| Norway | | | | | |
| Poland | | | | | |
| Portugal | | | | | |
| Romania | | | | | |
| Slovakia | | | | | |
| Slovenia | | | | | |
| Spain | | | | | |
| Sweden | | | | | |
| Innovation Fund | | | | | |
| Modernisation Fund | | | | | |
| InnoFund RRF | | | | | |
| MS RRF | | | | | |

| Week | Week 1 | | | | |
|---------------------|-----------------------|-------------|-------------|-------------|-------------|
| Date | 01-Jan-2024 | 02-Jan-2024 | 03-Jan-2024 | 04-Jan-2024 | 05-Jan-2024 |
| Holiday | <i>New Year's Day</i> | | | | |
| Weekday | Monday | Tuesday | Wednesday | Thursday | Friday |
| Call Trading Period | | | | | |
| Product Code | | | | | |
| Consolidated Volume | | | | | |
| Austria | | | | | |
| Belgium | | | | | |
| Bulgaria | | | | | |
| Croatia | | | | | |
| Cyprus | | | | | |
| Czech Republic | | | | | |
| Denmark | | | | | |
| Estonia | | | | | |
| Finland | | | | | |
| France | | | | | |
| Greece | | | | | |
| Hungary | | | | | |
| Iceland | | | | | |
| Ireland | | | | | |
| Italy | | | | | |
| Latvia | | | | | |
| Liechtenstein | | | | | |
| Lithuania | | | | | |
| Luxembourg | | | | | |
| Malta | | | | | |
| Netherlands | | | | | |
| Northern Ireland | | | | | |
| Norway | | | | | |
| Poland | | | | | |
| Portugal | | | | | |
| Romania | | | | | |
| Slovakia | | | | | |
| Slovenia | | | | | |
| Spain | | | | | |
| Sweden | | | | | |
| Innovation Fund | | | | | |
| Modernisation Fund | | | | | |
| InnoFund RRF | | | | | |
| MS RRF | | | | | |

| |
|----------|
| EEA-EFTA |
| Opt-out* |

| Consolidated Volume |
|---------------------|
| Austria |
| Belgium |
| Bulgaria |
| Croatia |
| Cyprus |
| Czech Republic |
| Denmark |
| Estonia |
| Finland |
| France |
| Greece |
| Hungary |
| Iceland |
| Ireland |
| Italy |
| Latvia |
| Liechtenstein |
| Lithuania |
| Luxembourg |
| Malta |
| Netherlands |
| Northern Ireland |
| Norway |
| Poland |
| Portugal |
| Romania |
| Slovakia |
| Slovenia |
| Spain |
| Sweden |

| Total volumes to be auctioned in 2023 |
|---------------------------------------|
| 4.813.500 |
| 121.500 |
| 165.000 |
| 55.000 |
| 44.000 |
| 40.000 |
| 58.500 |
| 148.000 |
| 15.500 |
| 122.500 |
| 645.500 |
| 299.000 |
| 55.500 |
| 52.000 |
| 110.000 |
| 703.500 |
| 31.000 |
| 25.000 |
| 20.500 |
| 34.500 |
| 245.500 |
| 0 |
| 241.500 |
| 169.500 |
| 222.000 |
| 106.500 |
| 9.000 |
| 7.500 |
| 852.500 |
| 213.000 |

* Member has opted out the common EU platform and decided not to aggregate its share of allowances with the Common Auction Platform (CAP3). Therefore, the shares of allowances will be auctioned separately from the EU auctions.

| Week | Week 1 | | | | |
|---------------------|-------------|-------------|-------------|-------------|-----------------|
| Date | 02-Jan-2023 | 03-Jan-2023 | 04-Jan-2023 | 05-Jan-2023 | 06-Jan-2023 |
| Holiday | | | | | <i>Epiphany</i> |
| Weekday | Monday | Tuesday | Wednesday | Thursday | Friday |
| Call Trading Period | | | | | |
| Product Code | | | | | |
| Consolidated Volume | | | | | |
| Austria | | | | | |
| Belgium | | | | | |
| Bulgaria | | | | | |
| Croatia | | | | | |
| Cyprus | | | | | |
| Czech Republic | | | | | |
| Denmark | | | | | |
| Estonia | | | | | |
| Finland | | | | | |
| France | | | | | |
| Greece | | | | | |
| Hungary | | | | | |
| Iceland | | | | | |
| Ireland | | | | | |
| Italy | | | | | |
| Latvia | | | | | |
| Liechtenstein | | | | | |
| Lithuania | | | | | |
| Luxembourg | | | | | |
| Malta | | | | | |
| Netherlands | | | | | |
| Northern Ireland | | | | | |
| Norway | | | | | |
| Poland | | | | | |
| Portugal | | | | | |
| Romania | | | | | |
| Slovakia | | | | | |
| Slovenia | | | | | |
| Spain | | | | | |
| Sweden | | | | | |

| Week | Week 2 | | | | |
|---------------------|-------------|-------------|-------------|-------------|-------------|
| Date | 09-Jan-2023 | 10-Jan-2023 | 11-Jan-2023 | 12-Jan-2023 | 13-Jan-2023 |
| Holiday | | | | | |
| Weekday | Monday | Tuesday | Wednesday | Thursday | Friday |
| Call Trading Period | | | | | |
| Product Code | | | | | |
| Consolidated Volume | | | | | |
| Austria | | | | | |
| Belgium | | | | | |
| Bulgaria | | | | | |
| Croatia | | | | | |
| Cyprus | | | | | |
| Czech Republic | | | | | |
| Denmark | | | | | |
| Estonia | | | | | |
| Finland | | | | | |
| France | | | | | |
| Greece | | | | | |
| Hungary | | | | | |
| Iceland | | | | | |
| Ireland | | | | | |
| Italy | | | | | |
| Latvia | | | | | |
| Liechtenstein | | | | | |
| Lithuania | | | | | |
| Luxembourg | | | | | |
| Malta | | | | | |
| Netherlands | | | | | |
| Northern Ireland | | | | | |
| Norway | | | | | |
| Poland | | | | | |
| Portugal | | | | | |
| Romania | | | | | |
| Slovakia | | | | | |
| Slovenia | | | | | |
| Spain | | | | | |
| Sweden | | | | | |

| Week | Week 3 | | | | |
|---------------------|-------------|-------------|-------------|-------------|-------------|
| Date | 16-Jan-2023 | 17-Jan-2023 | 18-Jan-2023 | 19-Jan-2023 | 20-Jan-2023 |
| Holiday | | | | | |
| Weekday | Monday | Tuesday | Wednesday | Thursday | Friday |
| Call Trading Period | | | | | |
| Product Code | | | | | |
| Consolidated Volume | | | | | |
| Austria | | | | | |
| Belgium | | | | | |
| Bulgaria | | | | | |
| Croatia | | | | | |
| Cyprus | | | | | |
| Czech Republic | | | | | |
| Denmark | | | | | |
| Estonia | | | | | |
| Finland | | | | | |
| France | | | | | |
| Greece | | | | | |
| Hungary | | | | | |
| Iceland | | | | | |
| Ireland | | | | | |
| Italy | | | | | |
| Latvia | | | | | |
| Liechtenstein | | | | | |
| Lithuania | | | | | |
| Luxembourg | | | | | |
| Malta | | | | | |
| Netherlands | | | | | |
| Northern Ireland | | | | | |
| Norway | | | | | |
| Poland | | | | | |
| Portugal | | | | | |
| Romania | | | | | |
| Slovakia | | | | | |
| Slovenia | | | | | |
| Spain | | | | | |
| Sweden | | | | | |

| Week | Week 4 | | | | |
|---------------------|-------------|-------------|---------------------|-------------|-------------|
| Date | 23-Jan-2023 | 24-Jan-2023 | 25-Jan-2023 | 26-Jan-2023 | 27-Jan-2023 |
| Holiday | | | | | |
| Weekday | Monday | Tuesday | Wednesday | Thursday | Friday |
| Call Trading Period | | | 09.00 am - 11.00 am | | |
| Product Code | | | EAA3 | | |
| Consolidated Volume | | | 775.500 | | |
| Austria | | | 20.500 | | |
| Belgium | | | 27.500 | | |
| Bulgaria | | | 9.000 | | |
| Croatia | | | 7.500 | | |
| Cyprus | | | 6.500 | | |
| Czech Republic | | | 10.000 | | |
| Denmark | | | 24.500 | | |
| Estonia | | | 2.500 | | |
| Finland | | | 20.500 | | |
| France | | | 107.500 | | |
| Greece | | | 50.000 | | |
| Hungary | | | 9.500 | | |
| Iceland | | | 8.500 | | |
| Ireland | | | 18.500 | | |
| Italy | | | 117.500 | | |
| Latvia | | | 5.000 | | |
| Liechtenstein | | | 0 | | |
| Lithuania | | | 4.000 | | |
| Luxembourg | | | 3.500 | | |
| Malta | | | 6.000 | | |
| Netherlands | | | 41.000 | | |
| Northern Ireland | | | | | |
| Norway | | | 40.500 | | |
| Poland | | | | | |
| Portugal | | | 37.000 | | |
| Romania | | | 18.000 | | |
| Slovakia | | | 1.500 | | |
| Slovenia | | | 1.500 | | |
| Spain | | | 142.000 | | |
| Sweden | | | 35.500 | | |

| Week | Week 5 | | | | |
|---------------------|-------------|-------------|-------------|-------------|-------------|
| Date | 30-Jan-2023 | 31-Jan-2023 | 01-Feb-2023 | 02-Feb-2023 | 03-Feb-2023 |
| Holiday | | | | | |
| Weekday | Monday | Tuesday | Wednesday | Thursday | Friday |
| Call Trading Period | | | | | |
| Product Code | | | | | |
| Consolidated Volume | | | | | |
| Austria | | | | | |
| Belgium | | | | | |
| Bulgaria | | | | | |
| Croatia | | | | | |
| Cyprus | | | | | |
| Czech Republic | | | | | |
| Denmark | | | | | |
| Estonia | | | | | |
| Finland | | | | | |
| France | | | | | |
| Greece | | | | | |
| Hungary | | | | | |
| Iceland | | | | | |
| Ireland | | | | | |
| Italy | | | | | |
| Latvia | | | | | |
| Liechtenstein | | | | | |
| Lithuania | | | | | |
| Luxembourg | | | | | |
| Malta | | | | | |
| Netherlands | | | | | |
| Northern Ireland | | | | | |
| Norway | | | | | |
| Poland | | | | | |
| Portugal | | | | | |
| Romania | | | | | |
| Slovakia | | | | | |
| Slovenia | | | | | |
| Spain | | | | | |
| Sweden | | | | | |

| Week | Week 6 | | | | |
|---------------------|-------------|-------------|-------------|-------------|-------------|
| Date | 06-Feb-2023 | 07-Feb-2023 | 08-Feb-2023 | 09-Feb-2023 | 10-Feb-2023 |
| Holiday | | | | | |
| Weekday | Monday | Tuesday | Wednesday | Thursday | Friday |
| Call Trading Period | | | | | |
| Product Code | | | | | |
| Consolidated Volume | | | | | |
| Austria | | | | | |
| Belgium | | | | | |
| Bulgaria | | | | | |
| Croatia | | | | | |
| Cyprus | | | | | |
| Czech Republic | | | | | |
| Denmark | | | | | |
| Estonia | | | | | |
| Finland | | | | | |
| France | | | | | |
| Greece | | | | | |
| Hungary | | | | | |
| Iceland | | | | | |
| Ireland | | | | | |
| Italy | | | | | |
| Latvia | | | | | |
| Liechtenstein | | | | | |
| Lithuania | | | | | |
| Luxembourg | | | | | |
| Malta | | | | | |
| Netherlands | | | | | |
| Northern Ireland | | | | | |
| Norway | | | | | |
| Poland | | | | | |
| Portugal | | | | | |
| Romania | | | | | |
| Slovakia | | | | | |
| Slovenia | | | | | |
| Spain | | | | | |
| Sweden | | | | | |

| Week | Week 7 | | | | |
|---------------------|-------------|-------------|-------------|-------------|-------------|
| Date | 13-Feb-2023 | 14-Feb-2023 | 15-Feb-2023 | 16-Feb-2023 | 17-Feb-2023 |
| Holiday | | | | | |
| Weekday | Monday | Tuesday | Wednesday | Thursday | Friday |
| Call Trading Period | | | | | |
| Product Code | | | | | |
| Consolidated Volume | | | | | |
| Austria | | | | | |
| Belgium | | | | | |
| Bulgaria | | | | | |
| Croatia | | | | | |
| Cyprus | | | | | |
| Czech Republic | | | | | |
| Denmark | | | | | |
| Estonia | | | | | |
| Finland | | | | | |
| France | | | | | |
| Greece | | | | | |
| Hungary | | | | | |
| Iceland | | | | | |
| Ireland | | | | | |
| Italy | | | | | |
| Latvia | | | | | |
| Liechtenstein | | | | | |
| Lithuania | | | | | |
| Luxembourg | | | | | |
| Malta | | | | | |
| Netherlands | | | | | |
| Northern Ireland | | | | | |
| Norway | | | | | |
| Poland | | | | | |
| Portugal | | | | | |
| Romania | | | | | |
| Slovakia | | | | | |
| Slovenia | | | | | |
| Spain | | | | | |
| Sweden | | | | | |

| Week | Week 8 | | | | |
|---------------------|-------------|-------------|-------------|-------------|-------------|
| Date | 20-Feb-2023 | 21-Feb-2023 | 22-Feb-2023 | 23-Feb-2023 | 24-Feb-2023 |
| Holiday | | | | | |
| Weekday | Monday | Tuesday | Wednesday | Thursday | Friday |
| Call Trading Period | | | | | |
| Product Code | | | | | |
| Consolidated Volume | | | | | |
| Austria | | | | | |
| Belgium | | | | | |
| Bulgaria | | | | | |
| Croatia | | | | | |
| Cyprus | | | | | |
| Czech Republic | | | | | |
| Denmark | | | | | |
| Estonia | | | | | |
| Finland | | | | | |
| France | | | | | |
| Greece | | | | | |
| Hungary | | | | | |
| Iceland | | | | | |
| Ireland | | | | | |
| Italy | | | | | |
| Latvia | | | | | |
| Liechtenstein | | | | | |
| Lithuania | | | | | |
| Luxembourg | | | | | |
| Malta | | | | | |
| Netherlands | | | | | |
| Northern Ireland | | | | | |
| Norway | | | | | |
| Poland | | | | | |
| Portugal | | | | | |
| Romania | | | | | |
| Slovakia | | | | | |
| Slovenia | | | | | |
| Spain | | | | | |
| Sweden | | | | | |

| Week | Week 9 | | | | |
|---------------------|-------------|-------------|-------------|-------------|-------------|
| Date | 27-Feb-2023 | 28-Feb-2023 | 01-Mar-2023 | 02-Mar-2023 | 03-Mar-2023 |
| Holiday | | | | | |
| Weekday | Monday | Tuesday | Wednesday | Thursday | Friday |
| Call Trading Period | | | | | |
| Product Code | | | | | |
| Consolidated Volume | | | | | |
| Austria | | | | | |
| Belgium | | | | | |
| Bulgaria | | | | | |
| Croatia | | | | | |
| Cyprus | | | | | |
| Czech Republic | | | | | |
| Denmark | | | | | |
| Estonia | | | | | |
| Finland | | | | | |
| France | | | | | |
| Greece | | | | | |
| Hungary | | | | | |
| Iceland | | | | | |
| Ireland | | | | | |
| Italy | | | | | |
| Latvia | | | | | |
| Liechtenstein | | | | | |
| Lithuania | | | | | |
| Luxembourg | | | | | |
| Malta | | | | | |
| Netherlands | | | | | |
| Northern Ireland | | | | | |
| Norway | | | | | |
| Poland | | | | | |
| Portugal | | | | | |
| Romania | | | | | |
| Slovakia | | | | | |
| Slovenia | | | | | |
| Spain | | | | | |
| Sweden | | | | | |

| Week | Week 10 | | | | |
|---------------------|-------------|-------------|-------------|-------------|-------------|
| Date | 06-Mar-2023 | 07-Mar-2023 | 08-Mar-2023 | 09-Mar-2023 | 10-Mar-2023 |
| Holiday | | | | | |
| Weekday | Monday | Tuesday | Wednesday | Thursday | Friday |
| Call Trading Period | | | | | |
| Product Code | | | | | |
| Consolidated Volume | | | | | |
| Austria | | | | | |
| Belgium | | | | | |
| Bulgaria | | | | | |
| Croatia | | | | | |
| Cyprus | | | | | |
| Czech Republic | | | | | |
| Denmark | | | | | |
| Estonia | | | | | |
| Finland | | | | | |
| France | | | | | |
| Greece | | | | | |
| Hungary | | | | | |
| Iceland | | | | | |
| Ireland | | | | | |
| Italy | | | | | |
| Latvia | | | | | |
| Liechtenstein | | | | | |
| Lithuania | | | | | |
| Luxembourg | | | | | |
| Malta | | | | | |
| Netherlands | | | | | |
| Northern Ireland | | | | | |
| Norway | | | | | |
| Poland | | | | | |
| Portugal | | | | | |
| Romania | | | | | |
| Slovakia | | | | | |
| Slovenia | | | | | |
| Spain | | | | | |
| Sweden | | | | | |

| Week | Week 11 | | | | |
|---------------------|-------------|-------------|-------------|-------------|-------------|
| Date | 13-Mar-2023 | 14-Mar-2023 | 15-Mar-2023 | 16-Mar-2023 | 17-Mar-2023 |
| Holiday | | | | | |
| Weekday | Monday | Tuesday | Wednesday | Thursday | Friday |
| Call Trading Period | | | | | |
| Product Code | | | | | |
| Consolidated Volume | | | | | |
| Austria | | | | | |
| Belgium | | | | | |
| Bulgaria | | | | | |
| Croatia | | | | | |
| Cyprus | | | | | |
| Czech Republic | | | | | |
| Denmark | | | | | |
| Estonia | | | | | |
| Finland | | | | | |
| France | | | | | |
| Greece | | | | | |
| Hungary | | | | | |
| Iceland | | | | | |
| Ireland | | | | | |
| Italy | | | | | |
| Latvia | | | | | |
| Liechtenstein | | | | | |
| Lithuania | | | | | |
| Luxembourg | | | | | |
| Malta | | | | | |
| Netherlands | | | | | |
| Northern Ireland | | | | | |
| Norway | | | | | |
| Poland | | | | | |
| Portugal | | | | | |
| Romania | | | | | |
| Slovakia | | | | | |
| Slovenia | | | | | |
| Spain | | | | | |
| Sweden | | | | | |

| Week | Week 12 | | | | |
|---------------------|-------------|-------------|---------------------|-------------|-------------|
| Date | 20-Mar-2023 | 21-Mar-2023 | 22-Mar-2023 | 23-Mar-2023 | 24-Mar-2023 |
| Holiday | | | | | |
| Weekday | Monday | Tuesday | Wednesday | Thursday | Friday |
| Call Trading Period | | | 09.00 am - 11.00 am | | |
| Product Code | | | EAA3 | | |
| Consolidated Volume | | | 775.500 | | |
| Austria | | | 20.500 | | |
| Belgium | | | 27.500 | | |
| Bulgaria | | | 9.000 | | |
| Croatia | | | 7.500 | | |
| Cyprus | | | 6.500 | | |
| Czech Republic | | | 10.000 | | |
| Denmark | | | 24.500 | | |
| Estonia | | | 2.500 | | |
| Finland | | | 20.500 | | |
| France | | | 107.500 | | |
| Greece | | | 50.000 | | |
| Hungary | | | 9.500 | | |
| Iceland | | | 8.500 | | |
| Ireland | | | 18.500 | | |
| Italy | | | 117.500 | | |
| Latvia | | | 5.000 | | |
| Liechtenstein | | | 0 | | |
| Lithuania | | | 4.000 | | |
| Luxembourg | | | 3.500 | | |
| Malta | | | 6.000 | | |
| Netherlands | | | 41.000 | | |
| Northern Ireland | | | | | |
| Norway | | | 40.500 | | |
| Poland | | | | | |
| Portugal | | | 37.000 | | |
| Romania | | | 18.000 | | |
| Slovakia | | | 1.500 | | |
| Slovenia | | | 1.500 | | |
| Spain | | | 142.000 | | |
| Sweden | | | 35.500 | | |

| Week | Week 13 | | | | |
|---------------------|-------------|-------------|-------------|-------------|-------------|
| Date | 27-Mar-2023 | 28-Mar-2023 | 29-Mar-2023 | 30-Mar-2023 | 31-Mar-2023 |
| Holiday | | | | | |
| Weekday | Monday | Tuesday | Wednesday | Thursday | Friday |
| Call Trading Period | | | | | |
| Product Code | | | | | |
| Consolidated Volume | | | | | |
| Austria | | | | | |
| Belgium | | | | | |
| Bulgaria | | | | | |
| Croatia | | | | | |
| Cyprus | | | | | |
| Czech Republic | | | | | |
| Denmark | | | | | |
| Estonia | | | | | |
| Finland | | | | | |
| France | | | | | |
| Greece | | | | | |
| Hungary | | | | | |
| Iceland | | | | | |
| Ireland | | | | | |
| Italy | | | | | |
| Latvia | | | | | |
| Liechtenstein | | | | | |
| Lithuania | | | | | |
| Luxembourg | | | | | |
| Malta | | | | | |
| Netherlands | | | | | |
| Northern Ireland | | | | | |
| Norway | | | | | |
| Poland | | | | | |
| Portugal | | | | | |
| Romania | | | | | |
| Slovakia | | | | | |
| Slovenia | | | | | |
| Spain | | | | | |
| Sweden | | | | | |

| Week | Week 14 | | | | |
|---------------------|-------------|-------------|-------------|-------------|-------------|
| Date | 03-Apr-2023 | 04-Apr-2023 | 05-Apr-2023 | 06-Apr-2023 | 07-Apr-2023 |
| Holiday | | | | | Good Friday |
| Weekday | Monday | Tuesday | Wednesday | Thursday | Friday |
| Call Trading Period | | | | | |
| Product Code | | | | | |
| Consolidated Volume | | | | | |
| Austria | | | | | |
| Belgium | | | | | |
| Bulgaria | | | | | |
| Croatia | | | | | |
| Cyprus | | | | | |
| Czech Republic | | | | | |
| Denmark | | | | | |
| Estonia | | | | | |
| Finland | | | | | |
| France | | | | | |
| Greece | | | | | |
| Hungary | | | | | |
| Iceland | | | | | |
| Ireland | | | | | |
| Italy | | | | | |
| Latvia | | | | | |
| Liechtenstein | | | | | |
| Lithuania | | | | | |
| Luxembourg | | | | | |
| Malta | | | | | |
| Netherlands | | | | | |
| Northern Ireland | | | | | |
| Norway | | | | | |
| Poland | | | | | |
| Portugal | | | | | |
| Romania | | | | | |
| Slovakia | | | | | |
| Slovenia | | | | | |
| Spain | | | | | |
| Sweden | | | | | |

| Week | Week 15 | | | | |
|---------------------|----------------------|-------------|-------------|-------------|-------------|
| Date | 10-Apr-2023 | 11-Apr-2023 | 12-Apr-2023 | 13-Apr-2023 | 14-Apr-2023 |
| Holiday | <i>Easter Monday</i> | | | | |
| Weekday | Monday | Tuesday | Wednesday | Thursday | Friday |
| Call Trading Period | | | | | |
| Product Code | | | | | |
| Consolidated Volume | | | | | |
| Austria | | | | | |
| Belgium | | | | | |
| Bulgaria | | | | | |
| Croatia | | | | | |
| Cyprus | | | | | |
| Czech Republic | | | | | |
| Denmark | | | | | |
| Estonia | | | | | |
| Finland | | | | | |
| France | | | | | |
| Greece | | | | | |
| Hungary | | | | | |
| Iceland | | | | | |
| Ireland | | | | | |
| Italy | | | | | |
| Latvia | | | | | |
| Liechtenstein | | | | | |
| Lithuania | | | | | |
| Luxembourg | | | | | |
| Malta | | | | | |
| Netherlands | | | | | |
| Northern Ireland | | | | | |
| Norway | | | | | |
| Poland | | | | | |
| Portugal | | | | | |
| Romania | | | | | |
| Slovakia | | | | | |
| Slovenia | | | | | |
| Spain | | | | | |
| Sweden | | | | | |

| Week | Week 16 | | | | |
|---------------------|-------------|-------------|-------------|-------------|-------------|
| Date | 17-Apr-2023 | 18-Apr-2023 | 19-Apr-2023 | 20-Apr-2023 | 21-Apr-2023 |
| Holiday | | | | | |
| Weekday | Monday | Tuesday | Wednesday | Thursday | Friday |
| Call Trading Period | | | | | |
| Product Code | | | | | |
| Consolidated Volume | | | | | |
| Austria | | | | | |
| Belgium | | | | | |
| Bulgaria | | | | | |
| Croatia | | | | | |
| Cyprus | | | | | |
| Czech Republic | | | | | |
| Denmark | | | | | |
| Estonia | | | | | |
| Finland | | | | | |
| France | | | | | |
| Greece | | | | | |
| Hungary | | | | | |
| Iceland | | | | | |
| Ireland | | | | | |
| Italy | | | | | |
| Latvia | | | | | |
| Liechtenstein | | | | | |
| Lithuania | | | | | |
| Luxembourg | | | | | |
| Malta | | | | | |
| Netherlands | | | | | |
| Northern Ireland | | | | | |
| Norway | | | | | |
| Poland | | | | | |
| Portugal | | | | | |
| Romania | | | | | |
| Slovakia | | | | | |
| Slovenia | | | | | |
| Spain | | | | | |
| Sweden | | | | | |

| Week | Week 17 | | | | |
|---------------------|-------------|-------------|-------------|-------------|-------------|
| Date | 24-Apr-2023 | 25-Apr-2023 | 26-Apr-2023 | 27-Apr-2023 | 28-Apr-2023 |
| Holiday | | | | | |
| Weekday | Monday | Tuesday | Wednesday | Thursday | Friday |
| Call Trading Period | | | | | |
| Product Code | | | | | |
| Consolidated Volume | | | | | |
| Austria | | | | | |
| Belgium | | | | | |
| Bulgaria | | | | | |
| Croatia | | | | | |
| Cyprus | | | | | |
| Czech Republic | | | | | |
| Denmark | | | | | |
| Estonia | | | | | |
| Finland | | | | | |
| France | | | | | |
| Greece | | | | | |
| Hungary | | | | | |
| Iceland | | | | | |
| Ireland | | | | | |
| Italy | | | | | |
| Latvia | | | | | |
| Liechtenstein | | | | | |
| Lithuania | | | | | |
| Luxembourg | | | | | |
| Malta | | | | | |
| Netherlands | | | | | |
| Northern Ireland | | | | | |
| Norway | | | | | |
| Poland | | | | | |
| Portugal | | | | | |
| Romania | | | | | |
| Slovakia | | | | | |
| Slovenia | | | | | |
| Spain | | | | | |
| Sweden | | | | | |

| Week | Week 18 | | | | |
|---------------------|-------------------|-------------|-------------|-------------|-------------|
| Date | 01-May-2023 | 02-May-2023 | 03-May-2023 | 04-May-2023 | 05-May-2023 |
| Holiday | <i>Labour Day</i> | | | | |
| Weekday | Monday | Tuesday | Wednesday | Thursday | Friday |
| Call Trading Period | | | | | |
| Product Code | | | | | |
| Consolidated Volume | | | | | |
| Austria | | | | | |
| Belgium | | | | | |
| Bulgaria | | | | | |
| Croatia | | | | | |
| Cyprus | | | | | |
| Czech Republic | | | | | |
| Denmark | | | | | |
| Estonia | | | | | |
| Finland | | | | | |
| France | | | | | |
| Greece | | | | | |
| Hungary | | | | | |
| Iceland | | | | | |
| Ireland | | | | | |
| Italy | | | | | |
| Latvia | | | | | |
| Liechtenstein | | | | | |
| Lithuania | | | | | |
| Luxembourg | | | | | |
| Malta | | | | | |
| Netherlands | | | | | |
| Northern Ireland | | | | | |
| Norway | | | | | |
| Poland | | | | | |
| Portugal | | | | | |
| Romania | | | | | |
| Slovakia | | | | | |
| Slovenia | | | | | |
| Spain | | | | | |
| Sweden | | | | | |

| Week | Week 19 | | | | |
|---------------------|-------------|-------------|-------------|-------------|-------------|
| Date | 08-May-2023 | 09-May-2023 | 10-May-2023 | 11-May-2023 | 12-May-2023 |
| Holiday | | | | | |
| Weekday | Monday | Tuesday | Wednesday | Thursday | Friday |
| Call Trading Period | | | | | |
| Product Code | | | | | |
| Consolidated Volume | | | | | |
| Austria | | | | | |
| Belgium | | | | | |
| Bulgaria | | | | | |
| Croatia | | | | | |
| Cyprus | | | | | |
| Czech Republic | | | | | |
| Denmark | | | | | |
| Estonia | | | | | |
| Finland | | | | | |
| France | | | | | |
| Greece | | | | | |
| Hungary | | | | | |
| Iceland | | | | | |
| Ireland | | | | | |
| Italy | | | | | |
| Latvia | | | | | |
| Liechtenstein | | | | | |
| Lithuania | | | | | |
| Luxembourg | | | | | |
| Malta | | | | | |
| Netherlands | | | | | |
| Northern Ireland | | | | | |
| Norway | | | | | |
| Poland | | | | | |
| Portugal | | | | | |
| Romania | | | | | |
| Slovakia | | | | | |
| Slovenia | | | | | |
| Spain | | | | | |
| Sweden | | | | | |

| Week | Week 20 | | | | |
|---------------------|-------------|-------------|---------------------|----------------------|-------------|
| Date | 15-May-2023 | 16-May-2023 | 17-May-2023 | 18-May-2023 | 19-May-2023 |
| Holiday | | | | <i>Ascension Day</i> | |
| Weekday | Monday | Tuesday | Wednesday | Thursday | Friday |
| Call Trading Period | | | 09.00 am - 11.00 am | | |
| Product Code | | | EAA3 | | |
| Consolidated Volume | | | 775.500 | | |
| Austria | | | 20.500 | | |
| Belgium | | | 27.500 | | |
| Bulgaria | | | 9.000 | | |
| Croatia | | | 7.500 | | |
| Cyprus | | | 6.500 | | |
| Czech Republic | | | 10.000 | | |
| Denmark | | | 24.500 | | |
| Estonia | | | 2.500 | | |
| Finland | | | 20.500 | | |
| France | | | 107.500 | | |
| Greece | | | 50.000 | | |
| Hungary | | | 9.500 | | |
| Iceland | | | 8.500 | | |
| Ireland | | | 18.500 | | |
| Italy | | | 117.500 | | |
| Latvia | | | 5.000 | | |
| Liechtenstein | | | 0 | | |
| Lithuania | | | 4.000 | | |
| Luxembourg | | | 3.500 | | |
| Malta | | | 6.000 | | |
| Netherlands | | | 41.000 | | |
| Northern Ireland | | | | | |
| Norway | | | 40.500 | | |
| Poland | | | | | |
| Portugal | | | 37.000 | | |
| Romania | | | 18.000 | | |
| Slovakia | | | 1.500 | | |
| Slovenia | | | 1.500 | | |
| Spain | | | 142.000 | | |
| Sweden | | | 35.500 | | |

| Week | Week 21 | | | | |
|---------------------|-------------|-------------|-------------|-------------|-------------|
| Date | 22-May-2023 | 23-May-2023 | 24-May-2023 | 25-May-2023 | 26-May-2023 |
| Holiday | | | | | |
| Weekday | Monday | Tuesday | Wednesday | Thursday | Friday |
| Call Trading Period | | | | | |
| Product Code | | | | | |
| Consolidated Volume | | | | | |
| Austria | | | | | |
| Belgium | | | | | |
| Bulgaria | | | | | |
| Croatia | | | | | |
| Cyprus | | | | | |
| Czech Republic | | | | | |
| Denmark | | | | | |
| Estonia | | | | | |
| Finland | | | | | |
| France | | | | | |
| Greece | | | | | |
| Hungary | | | | | |
| Iceland | | | | | |
| Ireland | | | | | |
| Italy | | | | | |
| Latvia | | | | | |
| Liechtenstein | | | | | |
| Lithuania | | | | | |
| Luxembourg | | | | | |
| Malta | | | | | |
| Netherlands | | | | | |
| Northern Ireland | | | | | |
| Norway | | | | | |
| Poland | | | | | |
| Portugal | | | | | |
| Romania | | | | | |
| Slovakia | | | | | |
| Slovenia | | | | | |
| Spain | | | | | |
| Sweden | | | | | |

| Week | Week 22 | | | | |
|---------------------|--------------------|-------------|-------------|-------------|-------------|
| Date | 29-May-2023 | 30-May-2023 | 31-May-2023 | 01-Jun-2023 | 02-Jun-2023 |
| Holiday | <i>Whit Monday</i> | | | | |
| Weekday | Monday | Tuesday | Wednesday | Thursday | Friday |
| Call Trading Period | | | | | |
| Product Code | | | | | |
| Consolidated Volume | | | | | |
| Austria | | | | | |
| Belgium | | | | | |
| Bulgaria | | | | | |
| Croatia | | | | | |
| Cyprus | | | | | |
| Czech Republic | | | | | |
| Denmark | | | | | |
| Estonia | | | | | |
| Finland | | | | | |
| France | | | | | |
| Greece | | | | | |
| Hungary | | | | | |
| Iceland | | | | | |
| Ireland | | | | | |
| Italy | | | | | |
| Latvia | | | | | |
| Liechtenstein | | | | | |
| Lithuania | | | | | |
| Luxembourg | | | | | |
| Malta | | | | | |
| Netherlands | | | | | |
| Northern Ireland | | | | | |
| Norway | | | | | |
| Poland | | | | | |
| Portugal | | | | | |
| Romania | | | | | |
| Slovakia | | | | | |
| Slovenia | | | | | |
| Spain | | | | | |
| Sweden | | | | | |

| Week | Week 23 | | | | |
|---------------------|-------------|-------------|-------------|-------------|-------------|
| Date | 05-Jun-2023 | 06-Jun-2023 | 07-Jun-2023 | 08-Jun-2023 | 09-Jun-2023 |
| Holiday | | | | | |
| Weekday | Monday | Tuesday | Wednesday | Thursday | Friday |
| Call Trading Period | | | | | |
| Product Code | | | | | |
| Consolidated Volume | | | | | |
| Austria | | | | | |
| Belgium | | | | | |
| Bulgaria | | | | | |
| Croatia | | | | | |
| Cyprus | | | | | |
| Czech Republic | | | | | |
| Denmark | | | | | |
| Estonia | | | | | |
| Finland | | | | | |
| France | | | | | |
| Greece | | | | | |
| Hungary | | | | | |
| Iceland | | | | | |
| Ireland | | | | | |
| Italy | | | | | |
| Latvia | | | | | |
| Liechtenstein | | | | | |
| Lithuania | | | | | |
| Luxembourg | | | | | |
| Malta | | | | | |
| Netherlands | | | | | |
| Northern Ireland | | | | | |
| Norway | | | | | |
| Poland | | | | | |
| Portugal | | | | | |
| Romania | | | | | |
| Slovakia | | | | | |
| Slovenia | | | | | |
| Spain | | | | | |
| Sweden | | | | | |

| Week | Week 24 | | | | |
|---------------------|-------------|-------------|-------------|-------------|-------------|
| Date | 12-Jun-2023 | 13-Jun-2023 | 14-Jun-2023 | 15-Jun-2023 | 16-Jun-2023 |
| Holiday | | | | | |
| Weekday | Monday | Tuesday | Wednesday | Thursday | Friday |
| Call Trading Period | | | | | |
| Product Code | | | | | |
| Consolidated Volume | | | | | |
| Austria | | | | | |
| Belgium | | | | | |
| Bulgaria | | | | | |
| Croatia | | | | | |
| Cyprus | | | | | |
| Czech Republic | | | | | |
| Denmark | | | | | |
| Estonia | | | | | |
| Finland | | | | | |
| France | | | | | |
| Greece | | | | | |
| Hungary | | | | | |
| Iceland | | | | | |
| Ireland | | | | | |
| Italy | | | | | |
| Latvia | | | | | |
| Liechtenstein | | | | | |
| Lithuania | | | | | |
| Luxembourg | | | | | |
| Malta | | | | | |
| Netherlands | | | | | |
| Northern Ireland | | | | | |
| Norway | | | | | |
| Poland | | | | | |
| Portugal | | | | | |
| Romania | | | | | |
| Slovakia | | | | | |
| Slovenia | | | | | |
| Spain | | | | | |
| Sweden | | | | | |

| Week | Week 25 | | | | |
|---------------------|-------------|-------------|-------------|-------------|-------------|
| Date | 19-Jun-2023 | 20-Jun-2023 | 21-Jun-2023 | 22-Jun-2023 | 23-Jun-2023 |
| Holiday | | | | | |
| Weekday | Monday | Tuesday | Wednesday | Thursday | Friday |
| Call Trading Period | | | | | |
| Product Code | | | | | |
| Consolidated Volume | | | | | |
| Austria | | | | | |
| Belgium | | | | | |
| Bulgaria | | | | | |
| Croatia | | | | | |
| Cyprus | | | | | |
| Czech Republic | | | | | |
| Denmark | | | | | |
| Estonia | | | | | |
| Finland | | | | | |
| France | | | | | |
| Greece | | | | | |
| Hungary | | | | | |
| Iceland | | | | | |
| Ireland | | | | | |
| Italy | | | | | |
| Latvia | | | | | |
| Liechtenstein | | | | | |
| Lithuania | | | | | |
| Luxembourg | | | | | |
| Malta | | | | | |
| Netherlands | | | | | |
| Northern Ireland | | | | | |
| Norway | | | | | |
| Poland | | | | | |
| Portugal | | | | | |
| Romania | | | | | |
| Slovakia | | | | | |
| Slovenia | | | | | |
| Spain | | | | | |
| Sweden | | | | | |

| Week | Week 26 | | | | |
|---------------------|-------------|-------------|-------------|-------------|-------------|
| Date | 26-Jun-2023 | 27-Jun-2023 | 28-Jun-2023 | 29-Jun-2023 | 30-Jun-2023 |
| Holiday | | | | | |
| Weekday | Monday | Tuesday | Wednesday | Thursday | Friday |
| Call Trading Period | | | | | |
| Product Code | | | | | |
| Consolidated Volume | | | | | |
| Austria | | | | | |
| Belgium | | | | | |
| Bulgaria | | | | | |
| Croatia | | | | | |
| Cyprus | | | | | |
| Czech Republic | | | | | |
| Denmark | | | | | |
| Estonia | | | | | |
| Finland | | | | | |
| France | | | | | |
| Greece | | | | | |
| Hungary | | | | | |
| Iceland | | | | | |
| Ireland | | | | | |
| Italy | | | | | |
| Latvia | | | | | |
| Liechtenstein | | | | | |
| Lithuania | | | | | |
| Luxembourg | | | | | |
| Malta | | | | | |
| Netherlands | | | | | |
| Northern Ireland | | | | | |
| Norway | | | | | |
| Poland | | | | | |
| Portugal | | | | | |
| Romania | | | | | |
| Slovakia | | | | | |
| Slovenia | | | | | |
| Spain | | | | | |
| Sweden | | | | | |

| Week | Week 27 | | | | |
|---------------------|-------------|-------------|-------------|-------------|-------------|
| Date | 03-Jul-2023 | 04-Jul-2023 | 05-Jul-2023 | 06-Jul-2023 | 07-Jul-2023 |
| Holiday | | | | | |
| Weekday | Monday | Tuesday | Wednesday | Thursday | Friday |
| Call Trading Period | | | | | |
| Product Code | | | | | |
| Consolidated Volume | | | | | |
| Austria | | | | | |
| Belgium | | | | | |
| Bulgaria | | | | | |
| Croatia | | | | | |
| Cyprus | | | | | |
| Czech Republic | | | | | |
| Denmark | | | | | |
| Estonia | | | | | |
| Finland | | | | | |
| France | | | | | |
| Greece | | | | | |
| Hungary | | | | | |
| Iceland | | | | | |
| Ireland | | | | | |
| Italy | | | | | |
| Latvia | | | | | |
| Liechtenstein | | | | | |
| Lithuania | | | | | |
| Luxembourg | | | | | |
| Malta | | | | | |
| Netherlands | | | | | |
| Northern Ireland | | | | | |
| Norway | | | | | |
| Poland | | | | | |
| Portugal | | | | | |
| Romania | | | | | |
| Slovakia | | | | | |
| Slovenia | | | | | |
| Spain | | | | | |
| Sweden | | | | | |

| Week | Week 28 | | | | |
|---------------------|-------------|-------------|---------------------|-------------|-------------|
| Date | 10-Jul-2023 | 11-Jul-2023 | 12-Jul-2023 | 13-Jul-2023 | 14-Jul-2023 |
| Holiday | | | | | |
| Weekday | Monday | Tuesday | Wednesday | Thursday | Friday |
| Call Trading Period | | | 09.00 am - 11.00 am | | |
| Product Code | | | EAA3 | | |
| Consolidated Volume | | | 775.500 | | |
| Austria | | | 20.500 | | |
| Belgium | | | 27.500 | | |
| Bulgaria | | | 9.000 | | |
| Croatia | | | 7.500 | | |
| Cyprus | | | 6.500 | | |
| Czech Republic | | | 10.000 | | |
| Denmark | | | 24.500 | | |
| Estonia | | | 2.500 | | |
| Finland | | | 20.500 | | |
| France | | | 107.500 | | |
| Greece | | | 50.000 | | |
| Hungary | | | 9.500 | | |
| Iceland | | | 8.500 | | |
| Ireland | | | 18.500 | | |
| Italy | | | 117.500 | | |
| Latvia | | | 5.000 | | |
| Liechtenstein | | | 0 | | |
| Lithuania | | | 4.000 | | |
| Luxembourg | | | 3.500 | | |
| Malta | | | 6.000 | | |
| Netherlands | | | 41.000 | | |
| Northern Ireland | | | | | |
| Norway | | | 40.500 | | |
| Poland | | | | | |
| Portugal | | | 37.000 | | |
| Romania | | | 18.000 | | |
| Slovakia | | | 1.500 | | |
| Slovenia | | | 1.500 | | |
| Spain | | | 142.000 | | |
| Sweden | | | 35.500 | | |

| Week | Week 29 | | | | |
|---------------------|-------------|-------------|-------------|-------------|-------------|
| Date | 17-Jul-2023 | 18-Jul-2023 | 19-Jul-2023 | 20-Jul-2023 | 21-Jul-2023 |
| Holiday | | | | | |
| Weekday | Monday | Tuesday | Wednesday | Thursday | Friday |
| Call Trading Period | | | | | |
| Product Code | | | | | |
| Consolidated Volume | | | | | |
| Austria | | | | | |
| Belgium | | | | | |
| Bulgaria | | | | | |
| Croatia | | | | | |
| Cyprus | | | | | |
| Czech Republic | | | | | |
| Denmark | | | | | |
| Estonia | | | | | |
| Finland | | | | | |
| France | | | | | |
| Greece | | | | | |
| Hungary | | | | | |
| Iceland | | | | | |
| Ireland | | | | | |
| Italy | | | | | |
| Latvia | | | | | |
| Liechtenstein | | | | | |
| Lithuania | | | | | |
| Luxembourg | | | | | |
| Malta | | | | | |
| Netherlands | | | | | |
| Northern Ireland | | | | | |
| Norway | | | | | |
| Poland | | | | | |
| Portugal | | | | | |
| Romania | | | | | |
| Slovakia | | | | | |
| Slovenia | | | | | |
| Spain | | | | | |
| Sweden | | | | | |

| Week | Week 30 | | | | |
|---------------------|-------------|-------------|-------------|-------------|-------------|
| Date | 24-Jul-2023 | 25-Jul-2023 | 26-Jul-2023 | 27-Jul-2023 | 28-Jul-2023 |
| Holiday | | | | | |
| Weekday | Monday | Tuesday | Wednesday | Thursday | Friday |
| Call Trading Period | | | | | |
| Product Code | | | | | |
| Consolidated Volume | | | | | |
| Austria | | | | | |
| Belgium | | | | | |
| Bulgaria | | | | | |
| Croatia | | | | | |
| Cyprus | | | | | |
| Czech Republic | | | | | |
| Denmark | | | | | |
| Estonia | | | | | |
| Finland | | | | | |
| France | | | | | |
| Greece | | | | | |
| Hungary | | | | | |
| Iceland | | | | | |
| Ireland | | | | | |
| Italy | | | | | |
| Latvia | | | | | |
| Liechtenstein | | | | | |
| Lithuania | | | | | |
| Luxembourg | | | | | |
| Malta | | | | | |
| Netherlands | | | | | |
| Northern Ireland | | | | | |
| Norway | | | | | |
| Poland | | | | | |
| Portugal | | | | | |
| Romania | | | | | |
| Slovakia | | | | | |
| Slovenia | | | | | |
| Spain | | | | | |
| Sweden | | | | | |

| Week | Week 31 | | | | |
|---------------------|-------------|-------------|-------------|-------------|-------------|
| Date | 31-Jul-2023 | 01-Aug-2023 | 02-Aug-2023 | 03-Aug-2023 | 04-Aug-2023 |
| Holiday | | | | | |
| Weekday | Monday | Tuesday | Wednesday | Thursday | Friday |
| Call Trading Period | | | | | |
| Product Code | | | | | |
| Consolidated Volume | | | | | |
| Austria | | | | | |
| Belgium | | | | | |
| Bulgaria | | | | | |
| Croatia | | | | | |
| Cyprus | | | | | |
| Czech Republic | | | | | |
| Denmark | | | | | |
| Estonia | | | | | |
| Finland | | | | | |
| France | | | | | |
| Greece | | | | | |
| Hungary | | | | | |
| Iceland | | | | | |
| Ireland | | | | | |
| Italy | | | | | |
| Latvia | | | | | |
| Liechtenstein | | | | | |
| Lithuania | | | | | |
| Luxembourg | | | | | |
| Malta | | | | | |
| Netherlands | | | | | |
| Northern Ireland | | | | | |
| Norway | | | | | |
| Poland | | | | | |
| Portugal | | | | | |
| Romania | | | | | |
| Slovakia | | | | | |
| Slovenia | | | | | |
| Spain | | | | | |
| Sweden | | | | | |

| Week | Week 32 | | | | |
|---------------------|-------------|-------------|-------------|-------------|-------------|
| Date | 07-Aug-2023 | 08-Aug-2023 | 09-Aug-2023 | 10-Aug-2023 | 11-Aug-2023 |
| Holiday | | | | | |
| Weekday | Monday | Tuesday | Wednesday | Thursday | Friday |
| Call Trading Period | | | | | |
| Product Code | | | | | |
| Consolidated Volume | | | | | |
| Austria | | | | | |
| Belgium | | | | | |
| Bulgaria | | | | | |
| Croatia | | | | | |
| Cyprus | | | | | |
| Czech Republic | | | | | |
| Denmark | | | | | |
| Estonia | | | | | |
| Finland | | | | | |
| France | | | | | |
| Greece | | | | | |
| Hungary | | | | | |
| Iceland | | | | | |
| Ireland | | | | | |
| Italy | | | | | |
| Latvia | | | | | |
| Liechtenstein | | | | | |
| Lithuania | | | | | |
| Luxembourg | | | | | |
| Malta | | | | | |
| Netherlands | | | | | |
| Northern Ireland | | | | | |
| Norway | | | | | |
| Poland | | | | | |
| Portugal | | | | | |
| Romania | | | | | |
| Slovakia | | | | | |
| Slovenia | | | | | |
| Spain | | | | | |
| Sweden | | | | | |

| Week | Week 33 | | | | |
|---------------------|-------------|-------------|-------------|-------------|-------------|
| Date | 14-Aug-2023 | 15-Aug-2023 | 16-Aug-2023 | 17-Aug-2023 | 18-Aug-2023 |
| Holiday | | | | | |
| Weekday | Monday | Tuesday | Wednesday | Thursday | Friday |
| Call Trading Period | | | | | |
| Product Code | | | | | |
| Consolidated Volume | | | | | |
| Austria | | | | | |
| Belgium | | | | | |
| Bulgaria | | | | | |
| Croatia | | | | | |
| Cyprus | | | | | |
| Czech Republic | | | | | |
| Denmark | | | | | |
| Estonia | | | | | |
| Finland | | | | | |
| France | | | | | |
| Greece | | | | | |
| Hungary | | | | | |
| Iceland | | | | | |
| Ireland | | | | | |
| Italy | | | | | |
| Latvia | | | | | |
| Liechtenstein | | | | | |
| Lithuania | | | | | |
| Luxembourg | | | | | |
| Malta | | | | | |
| Netherlands | | | | | |
| Northern Ireland | | | | | |
| Norway | | | | | |
| Poland | | | | | |
| Portugal | | | | | |
| Romania | | | | | |
| Slovakia | | | | | |
| Slovenia | | | | | |
| Spain | | | | | |
| Sweden | | | | | |

| Week | Week 34 | | | | |
|---------------------|-------------|-------------|-------------|-------------|-------------|
| Date | 21-Aug-2023 | 22-Aug-2023 | 23-Aug-2023 | 24-Aug-2023 | 25-Aug-2023 |
| Holiday | | | | | |
| Weekday | Monday | Tuesday | Wednesday | Thursday | Friday |
| Call Trading Period | | | | | |
| Product Code | | | | | |
| Consolidated Volume | | | | | |
| Austria | | | | | |
| Belgium | | | | | |
| Bulgaria | | | | | |
| Croatia | | | | | |
| Cyprus | | | | | |
| Czech Republic | | | | | |
| Denmark | | | | | |
| Estonia | | | | | |
| Finland | | | | | |
| France | | | | | |
| Greece | | | | | |
| Hungary | | | | | |
| Iceland | | | | | |
| Ireland | | | | | |
| Italy | | | | | |
| Latvia | | | | | |
| Liechtenstein | | | | | |
| Lithuania | | | | | |
| Luxembourg | | | | | |
| Malta | | | | | |
| Netherlands | | | | | |
| Northern Ireland | | | | | |
| Norway | | | | | |
| Poland | | | | | |
| Portugal | | | | | |
| Romania | | | | | |
| Slovakia | | | | | |
| Slovenia | | | | | |
| Spain | | | | | |
| Sweden | | | | | |

| Week | Week 35 | | | | |
|---------------------|-------------|-------------|-------------|-------------|-------------|
| Date | 28-Aug-2023 | 29-Aug-2023 | 30-Aug-2023 | 31-Aug-2023 | 01-Sep-2023 |
| Holiday | | | | | |
| Weekday | Monday | Tuesday | Wednesday | Thursday | Friday |
| Call Trading Period | | | | | |
| Product Code | | | | | |
| Consolidated Volume | | | | | |
| Austria | | | | | |
| Belgium | | | | | |
| Bulgaria | | | | | |
| Croatia | | | | | |
| Cyprus | | | | | |
| Czech Republic | | | | | |
| Denmark | | | | | |
| Estonia | | | | | |
| Finland | | | | | |
| France | | | | | |
| Greece | | | | | |
| Hungary | | | | | |
| Iceland | | | | | |
| Ireland | | | | | |
| Italy | | | | | |
| Latvia | | | | | |
| Liechtenstein | | | | | |
| Lithuania | | | | | |
| Luxembourg | | | | | |
| Malta | | | | | |
| Netherlands | | | | | |
| Northern Ireland | | | | | |
| Norway | | | | | |
| Poland | | | | | |
| Portugal | | | | | |
| Romania | | | | | |
| Slovakia | | | | | |
| Slovenia | | | | | |
| Spain | | | | | |
| Sweden | | | | | |

| Week | Week 36 | | | | |
|---------------------|-------------|-------------|-------------|------------------------------|-------------|
| Date | 04-Sep-2023 | 05-Sep-2023 | 06-Sep-2023 | 07-Sep-2023 | 08-Sep-2023 |
| Holiday | | | | <i>Working Committee EEX</i> | |
| Weekday | Monday | Tuesday | Wednesday | Thursday | Friday |
| Call Trading Period | | | | | |
| Product Code | | | | | |
| Consolidated Volume | | | | | |
| Austria | | | | | |
| Belgium | | | | | |
| Bulgaria | | | | | |
| Croatia | | | | | |
| Cyprus | | | | | |
| Czech Republic | | | | | |
| Denmark | | | | | |
| Estonia | | | | | |
| Finland | | | | | |
| France | | | | | |
| Greece | | | | | |
| Hungary | | | | | |
| Iceland | | | | | |
| Ireland | | | | | |
| Italy | | | | | |
| Latvia | | | | | |
| Liechtenstein | | | | | |
| Lithuania | | | | | |
| Luxembourg | | | | | |
| Malta | | | | | |
| Netherlands | | | | | |
| Northern Ireland | | | | | |
| Norway | | | | | |
| Poland | | | | | |
| Portugal | | | | | |
| Romania | | | | | |
| Slovakia | | | | | |
| Slovenia | | | | | |
| Spain | | | | | |
| Sweden | | | | | |

| Week | Week 37 | | | | |
|---------------------|-------------|-------------|-------------|-------------|-------------|
| Date | 11-Sep-2023 | 12-Sep-2023 | 13-Sep-2023 | 14-Sep-2023 | 15-Sep-2023 |
| Holiday | | | | | |
| Weekday | Monday | Tuesday | Wednesday | Thursday | Friday |
| Call Trading Period | | | | | |
| Product Code | | | | | |
| Consolidated Volume | | | | | |
| Austria | | | | | |
| Belgium | | | | | |
| Bulgaria | | | | | |
| Croatia | | | | | |
| Cyprus | | | | | |
| Czech Republic | | | | | |
| Denmark | | | | | |
| Estonia | | | | | |
| Finland | | | | | |
| France | | | | | |
| Greece | | | | | |
| Hungary | | | | | |
| Iceland | | | | | |
| Ireland | | | | | |
| Italy | | | | | |
| Latvia | | | | | |
| Liechtenstein | | | | | |
| Lithuania | | | | | |
| Luxembourg | | | | | |
| Malta | | | | | |
| Netherlands | | | | | |
| Northern Ireland | | | | | |
| Norway | | | | | |
| Poland | | | | | |
| Portugal | | | | | |
| Romania | | | | | |
| Slovakia | | | | | |
| Slovenia | | | | | |
| Spain | | | | | |
| Sweden | | | | | |

| Week | Week 38 | | | | |
|---------------------|-------------|-------------|---------------------|-------------|-------------|
| Date | 18-Sep-2023 | 19-Sep-2023 | 20-Sep-2023 | 21-Sep-2023 | 22-Sep-2023 |
| Holiday | | | | | |
| Weekday | Monday | Tuesday | Wednesday | Thursday | Friday |
| Call Trading Period | | | 09.00 am - 11.00 am | | |
| Product Code | | | EAA3 | | |
| Consolidated Volume | | | 775.500 | | |
| Austria | | | 20.500 | | |
| Belgium | | | 27.500 | | |
| Bulgaria | | | 9.000 | | |
| Croatia | | | 7.500 | | |
| Cyprus | | | 6.500 | | |
| Czech Republic | | | 10.000 | | |
| Denmark | | | 24.500 | | |
| Estonia | | | 2.500 | | |
| Finland | | | 20.500 | | |
| France | | | 107.500 | | |
| Greece | | | 50.000 | | |
| Hungary | | | 9.500 | | |
| Iceland | | | 8.500 | | |
| Ireland | | | 18.500 | | |
| Italy | | | 117.500 | | |
| Latvia | | | 5.000 | | |
| Liechtenstein | | | 0 | | |
| Lithuania | | | 4.000 | | |
| Luxembourg | | | 3.500 | | |
| Malta | | | 6.000 | | |
| Netherlands | | | 41.000 | | |
| Northern Ireland | | | | | |
| Norway | | | 40.500 | | |
| Poland | | | | | |
| Portugal | | | 37.000 | | |
| Romania | | | 18.000 | | |
| Slovakia | | | 1.500 | | |
| Slovenia | | | 1.500 | | |
| Spain | | | 142.000 | | |
| Sweden | | | 35.500 | | |

| Week | Week 39 | | | | |
|---------------------|-------------|-------------|-------------|-------------|-------------|
| Date | 25-Sep-2023 | 26-Sep-2023 | 27-Sep-2023 | 28-Sep-2023 | 29-Sep-2023 |
| Holiday | | | | | |
| Weekday | Monday | Tuesday | Wednesday | Thursday | Friday |
| Call Trading Period | | | | | |
| Product Code | | | | | |
| Consolidated Volume | | | | | |
| Austria | | | | | |
| Belgium | | | | | |
| Bulgaria | | | | | |
| Croatia | | | | | |
| Cyprus | | | | | |
| Czech Republic | | | | | |
| Denmark | | | | | |
| Estonia | | | | | |
| Finland | | | | | |
| France | | | | | |
| Greece | | | | | |
| Hungary | | | | | |
| Iceland | | | | | |
| Ireland | | | | | |
| Italy | | | | | |
| Latvia | | | | | |
| Liechtenstein | | | | | |
| Lithuania | | | | | |
| Luxembourg | | | | | |
| Malta | | | | | |
| Netherlands | | | | | |
| Northern Ireland | | | | | |
| Norway | | | | | |
| Poland | | | | | |
| Portugal | | | | | |
| Romania | | | | | |
| Slovakia | | | | | |
| Slovenia | | | | | |
| Spain | | | | | |
| Sweden | | | | | |

| Week | Week 40 | | | | |
|---------------------|-------------|-------------|-------------|-------------|-------------|
| Date | 02-Oct-2023 | 03-Oct-2023 | 04-Oct-2023 | 05-Oct-2023 | 06-Oct-2023 |
| Holiday | | | | | |
| Weekday | Monday | Tuesday | Wednesday | Thursday | Friday |
| Call Trading Period | | | | | |
| Product Code | | | | | |
| Consolidated Volume | | | | | |
| Austria | | | | | |
| Belgium | | | | | |
| Bulgaria | | | | | |
| Croatia | | | | | |
| Cyprus | | | | | |
| Czech Republic | | | | | |
| Denmark | | | | | |
| Estonia | | | | | |
| Finland | | | | | |
| France | | | | | |
| Greece | | | | | |
| Hungary | | | | | |
| Iceland | | | | | |
| Ireland | | | | | |
| Italy | | | | | |
| Latvia | | | | | |
| Liechtenstein | | | | | |
| Lithuania | | | | | |
| Luxembourg | | | | | |
| Malta | | | | | |
| Netherlands | | | | | |
| Northern Ireland | | | | | |
| Norway | | | | | |
| Poland | | | | | |
| Portugal | | | | | |
| Romania | | | | | |
| Slovakia | | | | | |
| Slovenia | | | | | |
| Spain | | | | | |
| Sweden | | | | | |

| Week | Week 41 | | | | |
|---------------------|-------------|-------------|-------------|-------------|-------------|
| Date | 09-Oct-2023 | 10-Oct-2023 | 11-Oct-2023 | 12-Oct-2023 | 13-Oct-2023 |
| Holiday | | | | | |
| Weekday | Monday | Tuesday | Wednesday | Thursday | Friday |
| Call Trading Period | | | | | |
| Product Code | | | | | |
| Consolidated Volume | | | | | |
| Austria | | | | | |
| Belgium | | | | | |
| Bulgaria | | | | | |
| Croatia | | | | | |
| Cyprus | | | | | |
| Czech Republic | | | | | |
| Denmark | | | | | |
| Estonia | | | | | |
| Finland | | | | | |
| France | | | | | |
| Greece | | | | | |
| Hungary | | | | | |
| Iceland | | | | | |
| Ireland | | | | | |
| Italy | | | | | |
| Latvia | | | | | |
| Liechtenstein | | | | | |
| Lithuania | | | | | |
| Luxembourg | | | | | |
| Malta | | | | | |
| Netherlands | | | | | |
| Northern Ireland | | | | | |
| Norway | | | | | |
| Poland | | | | | |
| Portugal | | | | | |
| Romania | | | | | |
| Slovakia | | | | | |
| Slovenia | | | | | |
| Spain | | | | | |
| Sweden | | | | | |

| Week | Week 42 | | | | |
|---------------------|-------------|-------------|-------------|-------------|-------------|
| Date | 16-Oct-2023 | 17-Oct-2023 | 18-Oct-2023 | 19-Oct-2023 | 20-Oct-2023 |
| Holiday | | | | | |
| Weekday | Monday | Tuesday | Wednesday | Thursday | Friday |
| Call Trading Period | | | | | |
| Product Code | | | | | |
| Consolidated Volume | | | | | |
| Austria | | | | | |
| Belgium | | | | | |
| Bulgaria | | | | | |
| Croatia | | | | | |
| Cyprus | | | | | |
| Czech Republic | | | | | |
| Denmark | | | | | |
| Estonia | | | | | |
| Finland | | | | | |
| France | | | | | |
| Greece | | | | | |
| Hungary | | | | | |
| Iceland | | | | | |
| Ireland | | | | | |
| Italy | | | | | |
| Latvia | | | | | |
| Liechtenstein | | | | | |
| Lithuania | | | | | |
| Luxembourg | | | | | |
| Malta | | | | | |
| Netherlands | | | | | |
| Northern Ireland | | | | | |
| Norway | | | | | |
| Poland | | | | | |
| Portugal | | | | | |
| Romania | | | | | |
| Slovakia | | | | | |
| Slovenia | | | | | |
| Spain | | | | | |
| Sweden | | | | | |

| Week | Week 43 | | | | |
|---------------------|-------------|-------------|-------------|-------------|-------------|
| Date | 23-Oct-2023 | 24-Oct-2023 | 25-Oct-2023 | 26-Oct-2023 | 27-Oct-2023 |
| Holiday | | | | | |
| Weekday | Monday | Tuesday | Wednesday | Thursday | Friday |
| Call Trading Period | | | | | |
| Product Code | | | | | |
| Consolidated Volume | | | | | |
| Austria | | | | | |
| Belgium | | | | | |
| Bulgaria | | | | | |
| Croatia | | | | | |
| Cyprus | | | | | |
| Czech Republic | | | | | |
| Denmark | | | | | |
| Estonia | | | | | |
| Finland | | | | | |
| France | | | | | |
| Greece | | | | | |
| Hungary | | | | | |
| Iceland | | | | | |
| Ireland | | | | | |
| Italy | | | | | |
| Latvia | | | | | |
| Liechtenstein | | | | | |
| Lithuania | | | | | |
| Luxembourg | | | | | |
| Malta | | | | | |
| Netherlands | | | | | |
| Northern Ireland | | | | | |
| Norway | | | | | |
| Poland | | | | | |
| Portugal | | | | | |
| Romania | | | | | |
| Slovakia | | | | | |
| Slovenia | | | | | |
| Spain | | | | | |
| Sweden | | | | | |

| Week | Week 44 | | | | |
|---------------------|-------------|-------------|-------------|-------------|-------------|
| Date | 30-Oct-2023 | 31-Oct-2023 | 01-Nov-2023 | 02-Nov-2023 | 03-Nov-2023 |
| Holiday | | | | | |
| Weekday | Monday | Tuesday | Wednesday | Thursday | Friday |
| Call Trading Period | | | | | |
| Product Code | | | | | |
| Consolidated Volume | | | | | |
| Austria | | | | | |
| Belgium | | | | | |
| Bulgaria | | | | | |
| Croatia | | | | | |
| Cyprus | | | | | |
| Czech Republic | | | | | |
| Denmark | | | | | |
| Estonia | | | | | |
| Finland | | | | | |
| France | | | | | |
| Greece | | | | | |
| Hungary | | | | | |
| Iceland | | | | | |
| Ireland | | | | | |
| Italy | | | | | |
| Latvia | | | | | |
| Liechtenstein | | | | | |
| Lithuania | | | | | |
| Luxembourg | | | | | |
| Malta | | | | | |
| Netherlands | | | | | |
| Northern Ireland | | | | | |
| Norway | | | | | |
| Poland | | | | | |
| Portugal | | | | | |
| Romania | | | | | |
| Slovakia | | | | | |
| Slovenia | | | | | |
| Spain | | | | | |
| Sweden | | | | | |

| Week | Week 45 | | | | |
|---------------------|-------------|-------------|-------------|-------------|-------------|
| Date | 06-Nov-2023 | 07-Nov-2023 | 08-Nov-2023 | 09-Nov-2023 | 10-Nov-2023 |
| Holiday | | | | | |
| Weekday | Monday | Tuesday | Wednesday | Thursday | Friday |
| Call Trading Period | | | | | |
| Product Code | | | | | |
| Consolidated Volume | | | | | |
| Austria | | | | | |
| Belgium | | | | | |
| Bulgaria | | | | | |
| Croatia | | | | | |
| Cyprus | | | | | |
| Czech Republic | | | | | |
| Denmark | | | | | |
| Estonia | | | | | |
| Finland | | | | | |
| France | | | | | |
| Greece | | | | | |
| Hungary | | | | | |
| Iceland | | | | | |
| Ireland | | | | | |
| Italy | | | | | |
| Latvia | | | | | |
| Liechtenstein | | | | | |
| Lithuania | | | | | |
| Luxembourg | | | | | |
| Malta | | | | | |
| Netherlands | | | | | |
| Northern Ireland | | | | | |
| Norway | | | | | |
| Poland | | | | | |
| Portugal | | | | | |
| Romania | | | | | |
| Slovakia | | | | | |
| Slovenia | | | | | |
| Spain | | | | | |
| Sweden | | | | | |

| Week | Week 46 | | | | |
|---------------------|-------------|-------------|---------------------|-------------|-------------|
| Date | 13-Nov-2023 | 14-Nov-2023 | 15-Nov-2023 | 16-Nov-2023 | 17-Nov-2023 |
| Holiday | | | | | |
| Weekday | Monday | Tuesday | Wednesday | Thursday | Friday |
| Call Trading Period | | | 09.00 am - 11.00 am | | |
| Product Code | | | EAA3 | | |
| Consolidated Volume | | | 766.500 | | |
| Austria | | | 19.000 | | |
| Belgium | | | 27.500 | | |
| Bulgaria | | | 10.000 | | |
| Croatia | | | 6.500 | | |
| Cyprus | | | 7.500 | | |
| Czech Republic | | | 8.500 | | |
| Denmark | | | 25.500 | | |
| Estonia | | | 3.000 | | |
| Finland | | | 20.000 | | |
| France | | | 108.000 | | |
| Greece | | | 49.000 | | |
| Hungary | | | 8.000 | | |
| Iceland | | | 9.500 | | |
| Ireland | | | 17.500 | | |
| Italy | | | 116.000 | | |
| Latvia | | | 6.000 | | |
| Liechtenstein | | | 0 | | |
| Lithuania | | | 5.000 | | |
| Luxembourg | | | 3.000 | | |
| Malta | | | 4.500 | | |
| Netherlands | | | 40.500 | | |
| Northern Ireland | | | | | |
| Norway | | | 39.000 | | |
| Poland | | | | | |
| Portugal | | | 37.000 | | |
| Romania | | | 16.500 | | |
| Slovakia | | | 1.500 | | |
| Slovenia | | | 0 | | |
| Spain | | | 142.500 | | |
| Sweden | | | 35.500 | | |

| Week | Week 47 | | | | |
|---------------------|-------------|-------------|-------------|-------------|-------------|
| Date | 20-Nov-2023 | 21-Nov-2023 | 22-Nov-2023 | 23-Nov-2023 | 24-Nov-2023 |
| Holiday | | | | | |
| Weekday | Monday | Tuesday | Wednesday | Thursday | Friday |
| Call Trading Period | | | | | |
| Product Code | | | | | |
| Consolidated Volume | | | | | |
| Austria | | | | | |
| Belgium | | | | | |
| Bulgaria | | | | | |
| Croatia | | | | | |
| Cyprus | | | | | |
| Czech Republic | | | | | |
| Denmark | | | | | |
| Estonia | | | | | |
| Finland | | | | | |
| France | | | | | |
| Greece | | | | | |
| Hungary | | | | | |
| Iceland | | | | | |
| Ireland | | | | | |
| Italy | | | | | |
| Latvia | | | | | |
| Liechtenstein | | | | | |
| Lithuania | | | | | |
| Luxembourg | | | | | |
| Malta | | | | | |
| Netherlands | | | | | |
| Northern Ireland | | | | | |
| Norway | | | | | |
| Poland | | | | | |
| Portugal | | | | | |
| Romania | | | | | |
| Slovakia | | | | | |
| Slovenia | | | | | |
| Spain | | | | | |
| Sweden | | | | | |

| Week | Week 48 | | | | |
|---------------------|-------------|-------------|-------------|-------------|-------------|
| Date | 27-Nov-2023 | 28-Nov-2023 | 29-Nov-2023 | 30-Nov-2023 | 01-Dec-2023 |
| Holiday | | | | | |
| Weekday | Monday | Tuesday | Wednesday | Thursday | Friday |
| Call Trading Period | | | | | |
| Product Code | | | | | |
| Consolidated Volume | | | | | |
| Austria | | | | | |
| Belgium | | | | | |
| Bulgaria | | | | | |
| Croatia | | | | | |
| Cyprus | | | | | |
| Czech Republic | | | | | |
| Denmark | | | | | |
| Estonia | | | | | |
| Finland | | | | | |
| France | | | | | |
| Greece | | | | | |
| Hungary | | | | | |
| Iceland | | | | | |
| Ireland | | | | | |
| Italy | | | | | |
| Latvia | | | | | |
| Liechtenstein | | | | | |
| Lithuania | | | | | |
| Luxembourg | | | | | |
| Malta | | | | | |
| Netherlands | | | | | |
| Northern Ireland | | | | | |
| Norway | | | | | |
| Poland | | | | | |
| Portugal | | | | | |
| Romania | | | | | |
| Slovakia | | | | | |
| Slovenia | | | | | |
| Spain | | | | | |
| Sweden | | | | | |

| Week | Week 49 | | | | |
|---------------------|-------------|-------------|-------------|-------------|-------------|
| Date | 04-Dec-2023 | 05-Dec-2023 | 06-Dec-2023 | 07-Dec-2023 | 08-Dec-2023 |
| Holiday | | | | | |
| Weekday | Monday | Tuesday | Wednesday | Thursday | Friday |
| Call Trading Period | | | | | |
| Product Code | | | | | |
| Consolidated Volume | | | | | |
| Austria | | | | | |
| Belgium | | | | | |
| Bulgaria | | | | | |
| Croatia | | | | | |
| Cyprus | | | | | |
| Czech Republic | | | | | |
| Denmark | | | | | |
| Estonia | | | | | |
| Finland | | | | | |
| France | | | | | |
| Greece | | | | | |
| Hungary | | | | | |
| Iceland | | | | | |
| Ireland | | | | | |
| Italy | | | | | |
| Latvia | | | | | |
| Liechtenstein | | | | | |
| Lithuania | | | | | |
| Luxembourg | | | | | |
| Malta | | | | | |
| Netherlands | | | | | |
| Northern Ireland | | | | | |
| Norway | | | | | |
| Poland | | | | | |
| Portugal | | | | | |
| Romania | | | | | |
| Slovakia | | | | | |
| Slovenia | | | | | |
| Spain | | | | | |
| Sweden | | | | | |

| Week | Week 50 | | | | |
|---------------------|-------------|-------------|---------------------|-------------|-------------|
| Date | 11-Dec-2023 | 12-Dec-2023 | 13-Dec-2023 | 14-Dec-2023 | 15-Dec-2023 |
| Holiday | | | | | |
| Weekday | Monday | Tuesday | Wednesday | Thursday | Friday |
| Call Trading Period | | | 09.00 am - 11.00 am | | |
| Product Code | | | EAA3 | | |
| Consolidated Volume | | | 169.500 | | |
| Austria | | | | | |
| Belgium | | | | | |
| Bulgaria | | | | | |
| Croatia | | | | | |
| Cyprus | | | | | |
| Czech Republic | | | | | |
| Denmark | | | | | |
| Estonia | | | | | |
| Finland | | | | | |
| France | | | | | |
| Greece | | | | | |
| Hungary | | | | | |
| Iceland | | | | | |
| Ireland | | | | | |
| Italy | | | | | |
| Latvia | | | | | |
| Liechtenstein | | | | | |
| Lithuania | | | | | |
| Luxembourg | | | | | |
| Malta | | | | | |
| Netherlands | | | | | |
| Northern Ireland | | | | | |
| Norway | | | | | |
| Poland | | | 169.500 | | |
| Portugal | | | | | |
| Romania | | | | | |
| Slovakia | | | | | |
| Slovenia | | | | | |
| Spain | | | | | |
| Sweden | | | | | |

| Week | Week 51 | | | | |
|---------------------|-------------|-------------|-------------|-------------|-------------|
| Date | 18-Dec-2023 | 19-Dec-2023 | 20-Dec-2023 | 21-Dec-2023 | 22-Dec-2023 |
| Holiday | | | | | |
| Weekday | Monday | Tuesday | Wednesday | Thursday | Friday |
| Call Trading Period | | | | | |
| Product Code | | | | | |
| Consolidated Volume | | | | | |
| Austria | | | | | |
| Belgium | | | | | |
| Bulgaria | | | | | |
| Croatia | | | | | |
| Cyprus | | | | | |
| Czech Republic | | | | | |
| Denmark | | | | | |
| Estonia | | | | | |
| Finland | | | | | |
| France | | | | | |
| Greece | | | | | |
| Hungary | | | | | |
| Iceland | | | | | |
| Ireland | | | | | |
| Italy | | | | | |
| Latvia | | | | | |
| Liechtenstein | | | | | |
| Lithuania | | | | | |
| Luxembourg | | | | | |
| Malta | | | | | |
| Netherlands | | | | | |
| Northern Ireland | | | | | |
| Norway | | | | | |
| Poland | | | | | |
| Portugal | | | | | |
| Romania | | | | | |
| Slovakia | | | | | |
| Slovenia | | | | | |
| Spain | | | | | |
| Sweden | | | | | |

| Week | Week 52 | | | | |
|---------------------|----------------------|-------------------|-------------|-------------|-------------|
| Date | 25-Dec-2023 | 26-Dec-2023 | 27-Dec-2023 | 28-Dec-2023 | 29-Dec-2023 |
| Holiday | <i>Christmas Day</i> | <i>Boxing Day</i> | | | |
| Weekday | Monday | Tuesday | Wednesday | Thursday | Friday |
| Call Trading Period | | | | | |
| Product Code | | | | | |
| Consolidated Volume | | | | | |
| Austria | | | | | |
| Belgium | | | | | |
| Bulgaria | | | | | |
| Croatia | | | | | |
| Cyprus | | | | | |
| Czech Republic | | | | | |
| Denmark | | | | | |
| Estonia | | | | | |
| Finland | | | | | |
| France | | | | | |
| Greece | | | | | |
| Hungary | | | | | |
| Iceland | | | | | |
| Ireland | | | | | |
| Italy | | | | | |
| Latvia | | | | | |
| Liechtenstein | | | | | |
| Lithuania | | | | | |
| Luxembourg | | | | | |
| Malta | | | | | |
| Netherlands | | | | | |
| Northern Ireland | | | | | |
| Norway | | | | | |
| Poland | | | | | |
| Portugal | | | | | |
| Romania | | | | | |
| Slovakia | | | | | |
| Slovenia | | | | | |
| Spain | | | | | |
| Sweden | | | | | |

| Week | Week 1 | | | | |
|---------------------|-----------------------|-------------|-------------|-------------|-------------|
| Date | 01-Jan-2024 | 02-Jan-2024 | 03-Jan-2024 | 04-Jan-2024 | 05-Jan-2024 |
| Holiday | <i>New Year's Day</i> | | | | |
| Weekday | Monday | Tuesday | Wednesday | Thursday | Friday |
| Call Trading Period | | | | | |
| Product Code | | | | | |
| Consolidated Volume | | | | | |
| Austria | | | | | |
| Belgium | | | | | |
| Bulgaria | | | | | |
| Croatia | | | | | |
| Cyprus | | | | | |
| Czech Republic | | | | | |
| Denmark | | | | | |
| Estonia | | | | | |
| Finland | | | | | |
| France | | | | | |
| Greece | | | | | |
| Hungary | | | | | |
| Iceland | | | | | |
| Ireland | | | | | |
| Italy | | | | | |
| Latvia | | | | | |
| Liechtenstein | | | | | |
| Lithuania | | | | | |
| Luxembourg | | | | | |
| Malta | | | | | |
| Netherlands | | | | | |
| Northern Ireland | | | | | |
| Norway | | | | | |
| Poland | | | | | |
| Portugal | | | | | |
| Romania | | | | | |
| Slovakia | | | | | |
| Slovenia | | | | | |
| Spain | | | | | |
| Sweden | | | | | |