



MONTHLY STATISTICS

June 30, 2008

	Total market volume (MW)	Total market volume (MWh)	OTC Volume (MW)	OTC Volume (MWh)	Daily average (MW)	Daily average (MWh)	Number of members	Open interest (MWh)	Delivery (MWh)
April-08	6 451	8 175 828	325	277 200	293	371 629	42	17 097 937	1 878 288
May-08	2 949	6 262 113	320	259 180	147	313 106	42	17 067 036	1 826 256
June-08	4 546	6 176 826	410	356 520	216	294 135	42	16 454 025	1 549 296

Year Contracts

June-08

	MW	MWh	OTC Volume (MW)	OTC Volume (MWh)	Market Low traded (€/MWh)	Market High traded (€/MWh)	Settlement price (end of month)	Settlement price (end of prev. month)	Variation
Base									
2009	133	1 165 080	10	87 600	74,95	92,00	91,75	75,62	21%
2010	89	779 640	-	-	75,00	89,05	89,30	74,35	20%
2011	77	674 520	-	-	76,25	84,00	89,25	75,63	18%
Peak									
2009	41	128 412	-	-	107,50	128,00	129,75	106,75	22%
2010	15	46 980	-	-	106,50	109,50	126,25	107,00	18%
2011	10	31 200	-	-	110	111	125,50	107,88	16%

Quarter Contracts

June-08

	MW	MWh	OTC Volume (MW)	OTC Volume (MWh)	Market Low traded (€/MWh)	Market High traded (€/MWh)	Settlement price (end of month)	Settlement price (end of prev. month)	Variation
Base									
Q3 2008	136	300 288	-	-	70,50	79,00	85,98	70,96	21%
Q4 2008	230	508 070	-	-	87,00	106,40	105,23	88,66	19%
Q1 2009	10	21 590	-	-	90,75	90,75	110,25	91,15	21%
Q2 2009	155	338 520	10	21 840	64,50	74,40	78,63	63,33	24%
Peak									
Q3 2008	191	151 272	-	-	101,50	107,00	129,03	102,84	25%
Q4 2008	569	450 648	-	-	114,00	136,00	146,00	121,50	20%
Q1 2009	35	26 880	-	-	126,50	146,00	156,00	127,00	23%
Q2 2009	30	23 400	-	-	94,50	98,00	109,75	87,45	26%

Month Contracts

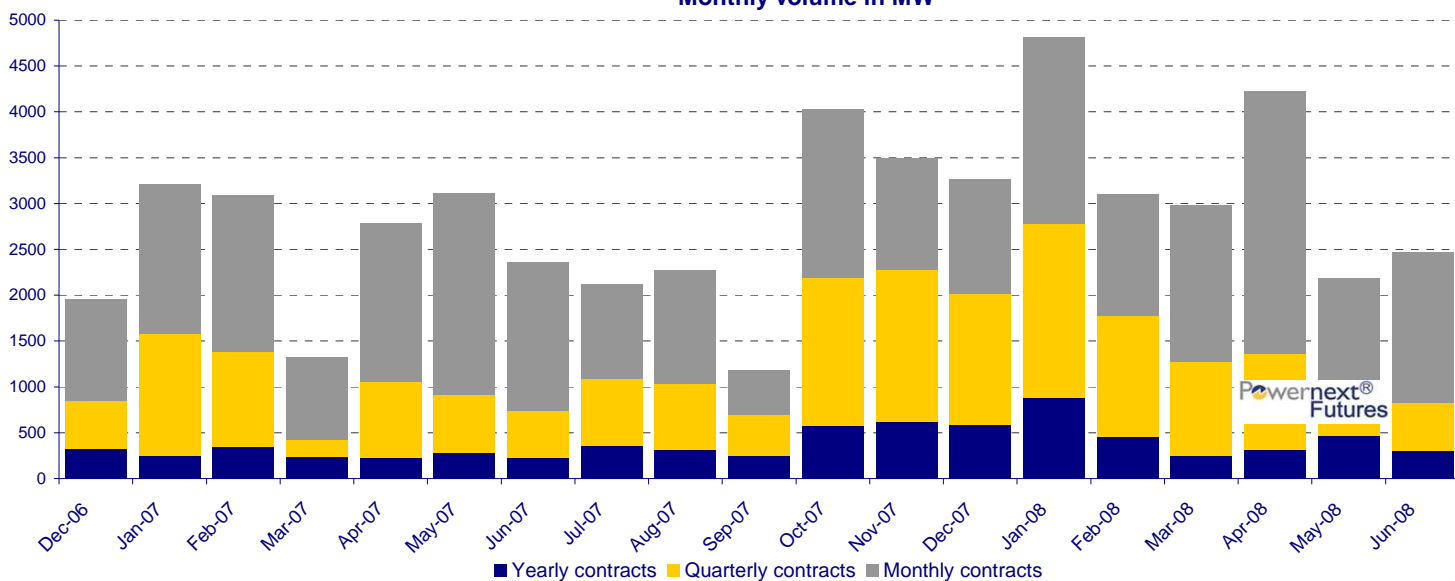
June-08

	MW	MWh	OTC Volume (MW)	OTC Volume (MWh)	Market Low traded (€/MWh)	Market High traded (€/MWh)	Settlement price (end of month)	Settlement price (end of prev. month)	Variation
Base									
07/2008	1 063	790 872	275	204 600	72,70	92,75	91,83	78,00	18%
08/2008	235	174 840	25	18 600	59,50	74,00	72,26	60,00	20%
09/2008	341	245 520	-	-	73,75	91,50	89,03	-	-
Peak									
07/2008	601	165 876	45	12 420	104,50	139,50	139,36	112,75	24%
08/2008	207	52 164	35	8 820	94,00	115,00	108,00	92,50	17%
09/2008	351	92 664	10	2 640	106	126	127,50	-	-

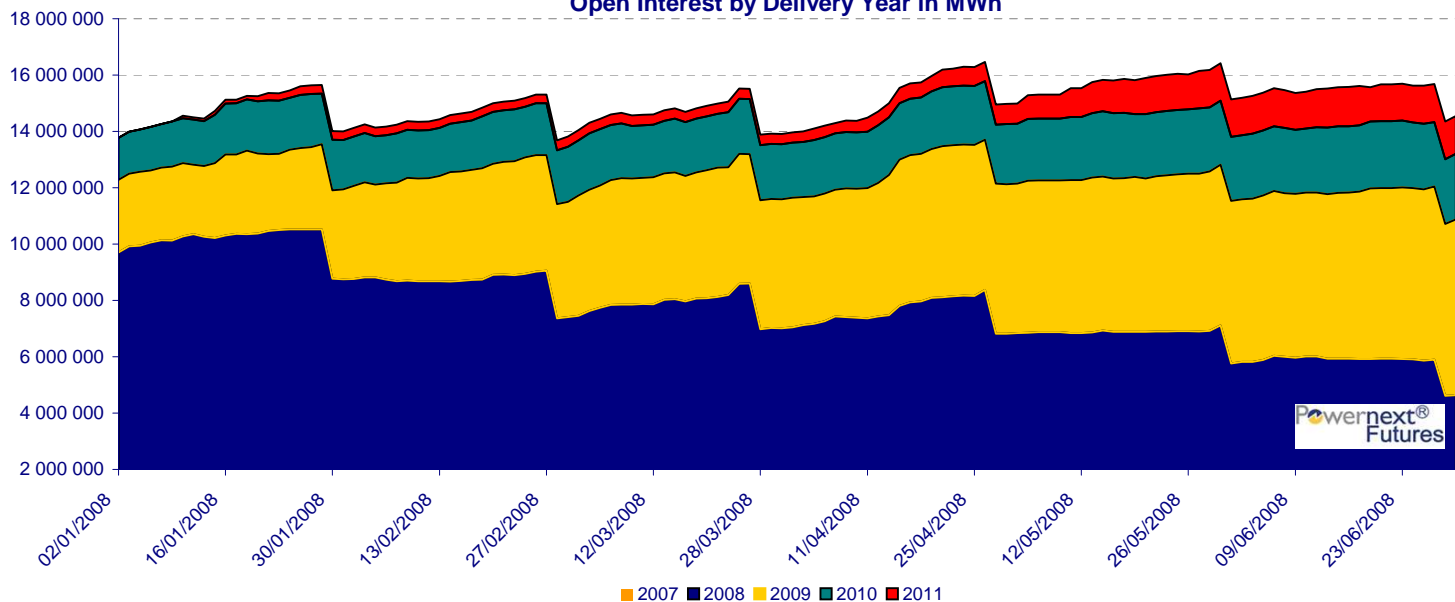


Baseload contracts overview

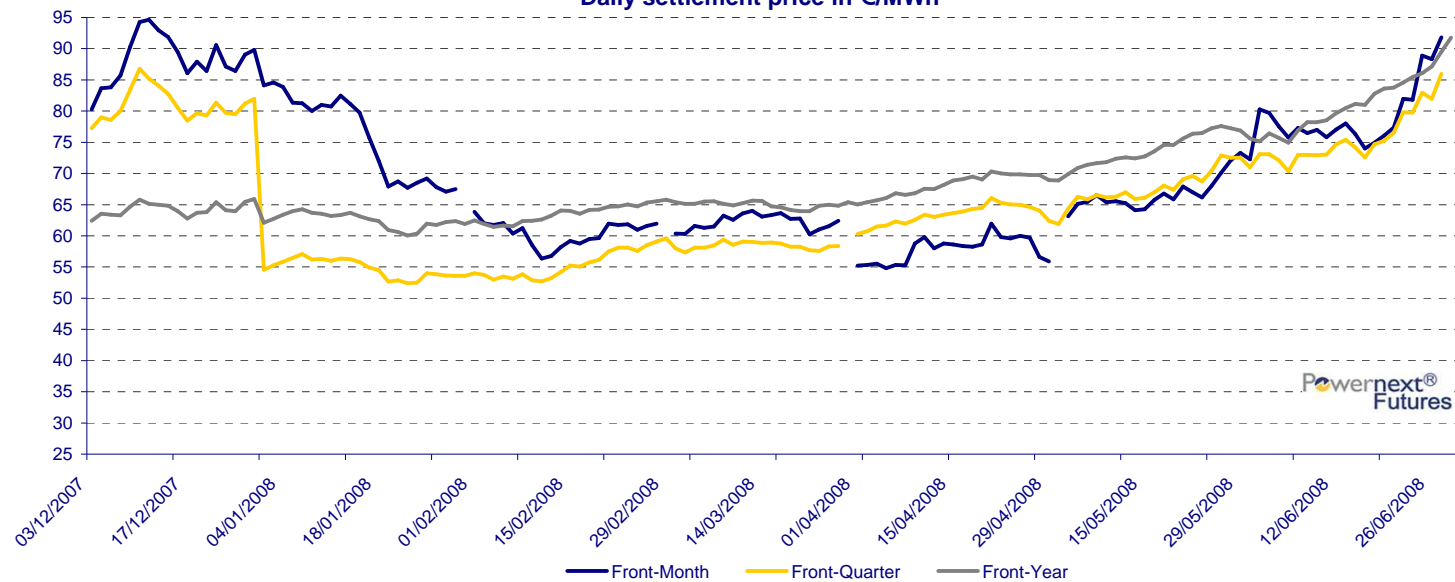
Monthly volume in MW



Open Interest by Delivery Year in MWh

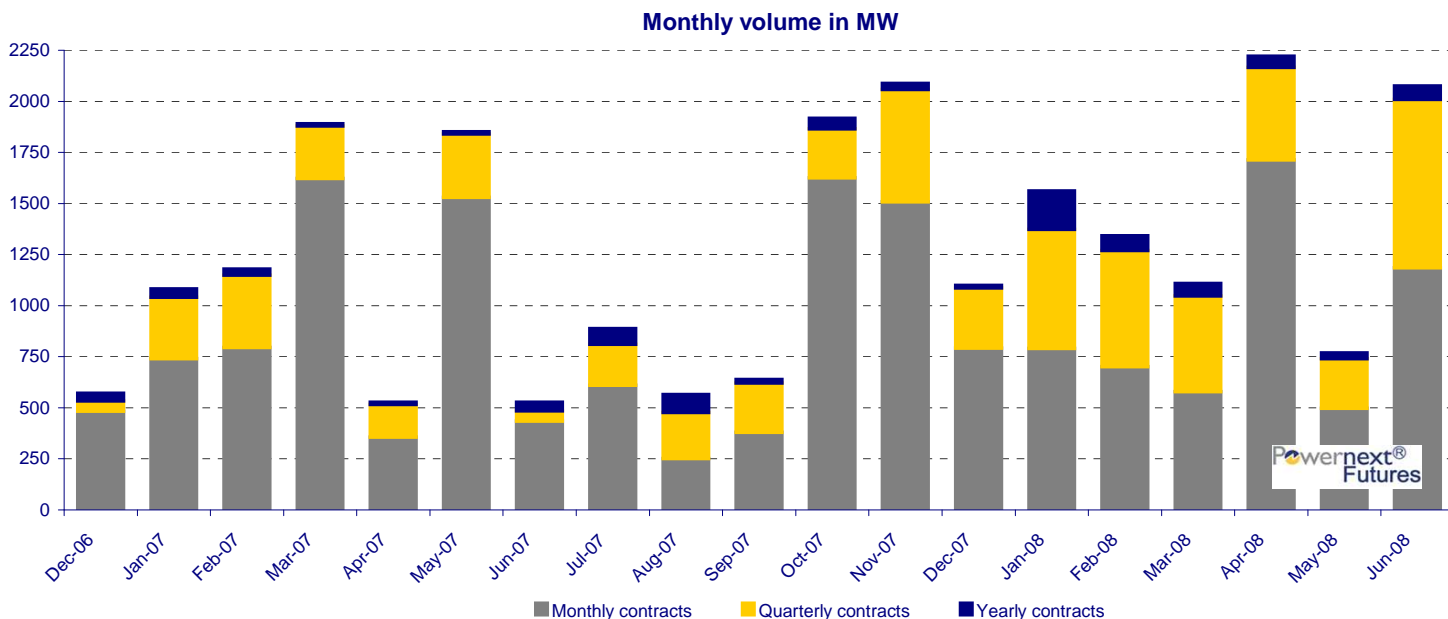


Daily settlement price in €/MWh

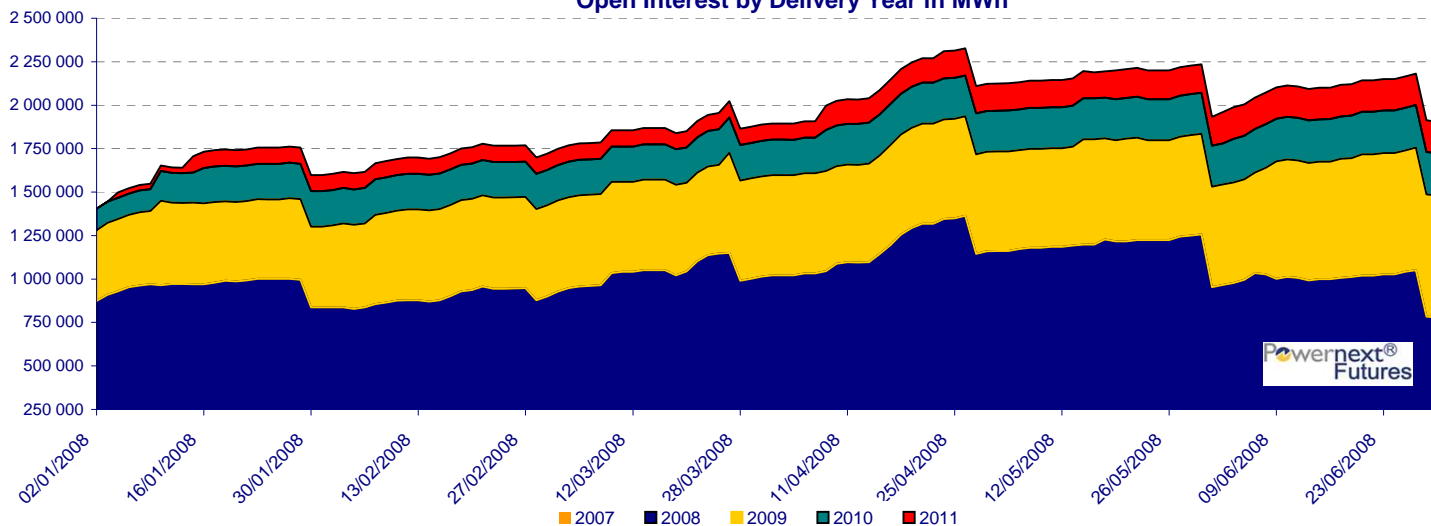




Peakload contracts overview



Open Interest by Delivery Year in MWh



Daily settlement price in €/MWh

