



MONTHLY STATISTICS

July 31, 2008

	Total market volume (MW)	Total market volume (MWh)	OTC Volume (MW)	OTC Volume (MWh)	Daily average (MW)	Daily average (MWh)	Number of members	Open interest (MWh)	Delivery (MWh)
May-08	2 949	6 262 113	320	259 180	147	313 106	42	17 067 036	1 826 256
June-08	4 546	6 176 826	410	356 520	216	294 135	42	16 454 025	1 549 296
July-08	2 893	4 728 596	15	48 840	126	205 591	42	15 594 805	1 667 700

Year Contracts

July-08

	MW	MWh	OTC Volume (MW)	OTC Volume (MWh)	Market Low traded (€/MWh)	Market High traded (€/MWh)	Settlement price (end of month)	Settlement price (end of prev. month)	Variation
Base									
2009	182	1 594 320	5	43 800	79,60	92,30	84,19	91,75	-8%
2010	101	884 760	-	-	77,90	90,25	81,38	89,30	-9%
2011	15	131 400	-	-	88,25	89,75	81,75	89,25	-8%
Peak									
2009	8	25 056	-	-	123,00	131,25	120,50	129,75	-7%
2010	36	112 752	-	-	114,95	127,50	115,86	126,25	-8%
2011	13	40 560	-	-	120,50	127,00	117,50	125,50	-6%

Quarter Contracts

July-08

	MW	MWh	OTC Volume (MW)	OTC Volume (MWh)	Market Low traded (€/MWh)	Market High traded (€/MWh)	Settlement price (end of month)	Settlement price (end of prev. month)	Variation
Base									
Q4 2008	192	424 128	-	-	90,50	102,25	93,75	85,98	9%
Q1 2009	60	129 540	-	-	103,00	107,50	101,00	105,23	-4%
Q2 2009	43	93 912	-	-	69,00	80,00	70,75	110,25	-36%
Q3 2009	38	83 904	-	-	70,00	79,75	70,75	78,63	-10%
Peak									
Q4 2008	25	19 800	-	-	127,50	127,50	130,50	129,03	1%
Q1 2009	55	42 240	-	-	140,00	148,50	139,00	146,00	-5%
Q2 2009	25	19 500	-	-	104,00	104,00	103,50	156,00	-34%
Q3 2009	60	47 520	-	-	113,00	120,00	107,75	109,75	-2%

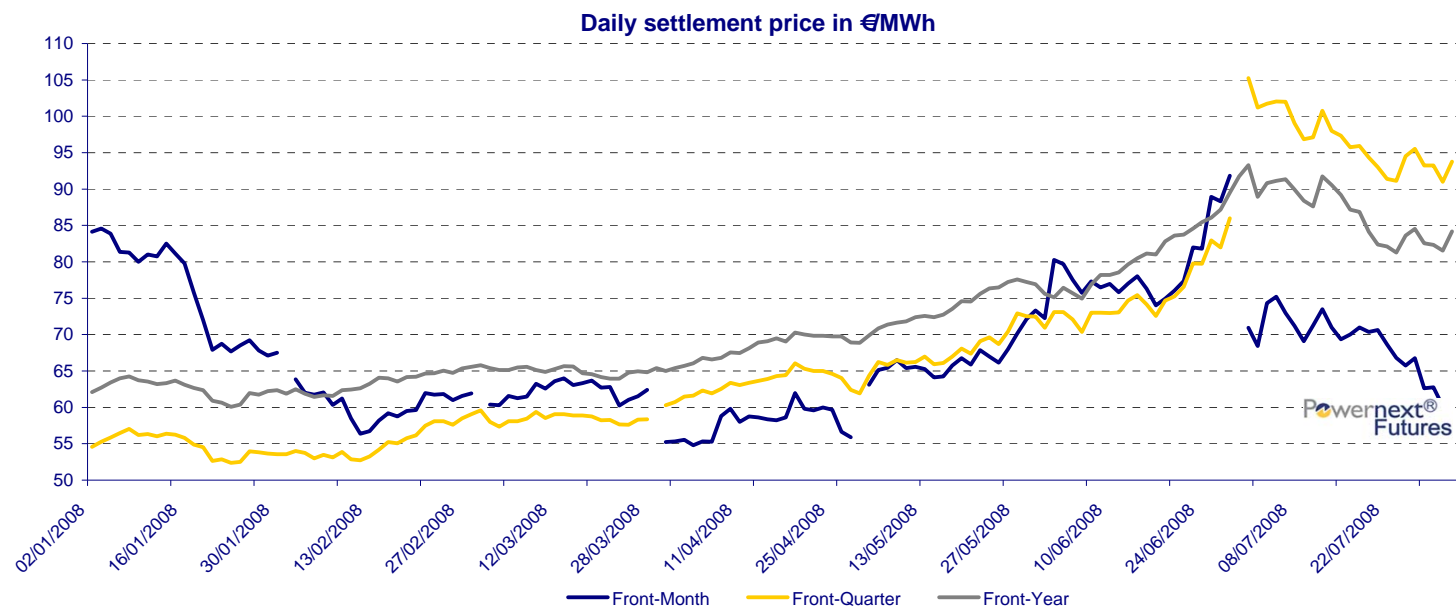
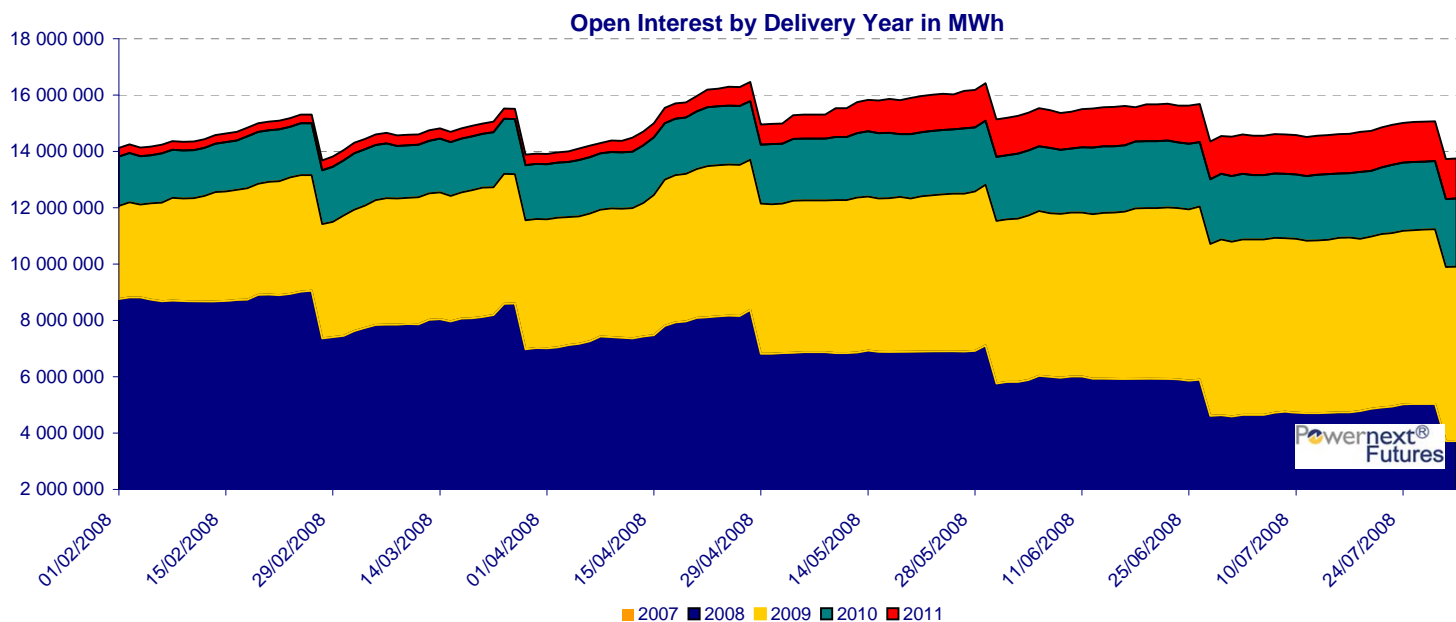
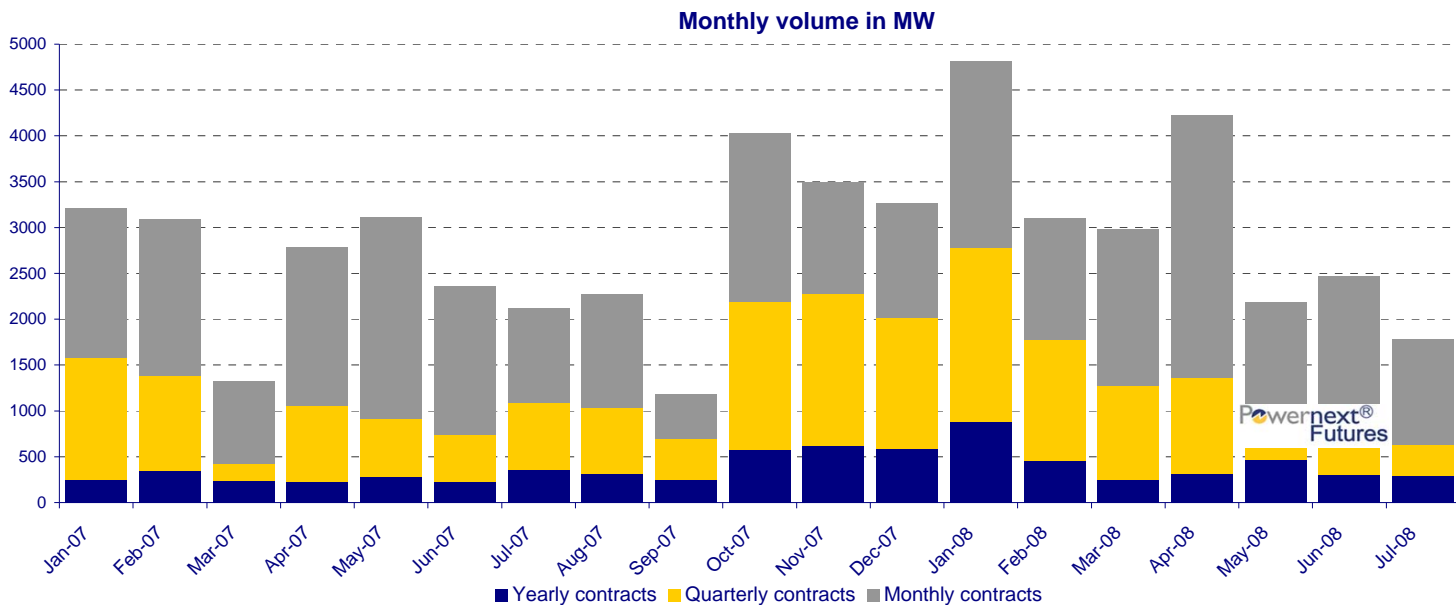
Month Contracts

July-08

	MW	MWh	OTC Volume (MW)	OTC Volume (MWh)	Market Low traded (€/MWh)	Market High traded (€/MWh)	Settlement price (end of month)	Settlement price (end of prev. month)	Variation
Base									
08/2008	866	644 304	5	3 720	60,00	75,20	60,18	72,26	-17%
09/2008	208	149 760	-	-	78,00	89,00	75,75	89,03	-15%
10/2008	68	50 660	-	-	86,00	100,00	89,25	-	-
Peak									
08/2008	596	150 192	-	-	77,00	110,00	79,56	108,00	-26%
09/2008	292	77 088	5	1 320	102,50	130,00	103,00	127,50	-19%
10/2008	-	-	-	-	-	-	116,50	-	-



Baseload contracts overview





Peakload contracts overview

