

Customer Information 2017-03-02

PEGAS INSTRUMENTS UPDATES

Dear trading participants,

We would like to remind you that Trayport will change the way in which PEGAS products are displayed within Joule on the evening of Wednesday 22nd March 2017. These changes will be visible in Joule and Global Vision API from the start of the trading session on the morning of Thursday 23rd March 2017.

Please note that the changes only concern members using Joule and subscribed to Trayport Automated Gold Mapping Service. If you would like to check which type of membership subscription you currently hold then please contact support@trayport.com. Trayport are also currently contacting all affected PEGAS clients by phone and email.

For concerned clients, PEGAS instruments will be de-listed from the OTC stack and be configured with the venue "**PGAS**" in order to identify them as exchange traded products.

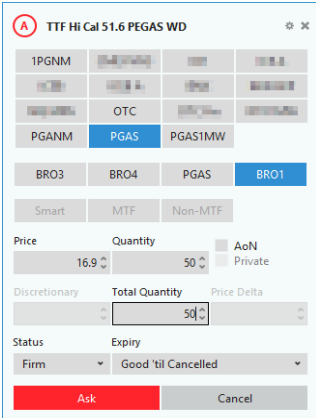
When viewing an "All Venues" product in Joule within the "Venues" column (if displayed), PEGAS products formerly shown as "OTC" will be shown as "**PGAS**".

Following the change, to enter an OTC cleared trade, cleared via PEGAS, the Venue should be "**PGAS**" and the Code the desired broker (see example 1 below).

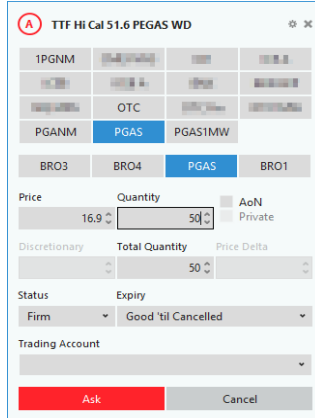
To enter an order on PEGAS both the Venue and Code should be as follow, depending on the type of instruments:

Venue	Code	Type of PEGAS Instruments
PGAS	PGAS	Regulated Market + Spot Products (example 2)
PGAS1MW	PGAS	1MW products on Regulated Market + 1MW Spot Products
PGANM	PGAS	Non-MTF Products
1PGNM	PGAS	1MW Non-MTF products
PGAWD	PGAS	CEGH VTP Within Day products (Example 3)
PGAS Fin	PGAS	PSV Financial
PGAS Phys	PGAS	PSV Physical

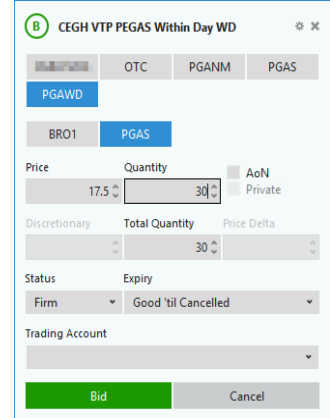
Venue PGAS and Code OTC Broker



Venue PGAS and Code PGAS



Venue PGAWD and Code PGAS



We recommend that you ensure that “All Venues” products are added on the Joule screen for the contracts you are interested in. To add these, you can search for the product name followed by the words “All Venues” (e.g. “TTF Hi Cal 51.6 All Venues”). The “All Venues” products can be identified by the asterisk character (*), next to the product name.

The details of these changes including new and existing product names and IDs can be found in the attached spreadsheet.

Please ensure that your API applications have been updated to use the new Instrument Names and Instrument IDs where necessary. In addition, please ensure that your Middle and Back office departments are aware of this change.

If you wish to preview these changes in Joule ahead of Thursday 23rd March 2017, please contact Trayport Support to request an account to connect to joule.pegastest.trayport.com (91.233.152.124:443) at support@trayport.com or call +44 (0) 207 960 5555.

Please do not hesitate to contact Powernext Market Operations if you have any questions.

Yours sincerely,



PEGAS Market Operations Team

Phone: +33 1 73 03 96 24

Fax: +33 1 73 03 96 01

Email: gas@powernext.com

PEGAS Sales Team

Phone Paris: +33 1 73 03 76 09

Phone Leipzig: +49 341 2156-215

Email: pegas-sales@powernext.com